



**STATEMENT
OF ACCOUNTS
2023/2024
(Draft)**

**As Certified by the Executive
Director of Corporate Resources
and Customer Services
on 31st May 2024
(Updated 14th June 2024)**

Contents

<u>Section</u>		<u>Page</u>
1.	Narrative Report	1
2.	Statement of Responsibilities for the Statement of Accounts	25
3.	Comprehensive Income and Expenditure Statement	27
4.	Movement in Reserves Statement	29
5.	Balance Sheet	31
6.	Cash Flow Statement	33
7.	Notes to the Financial Statements - Expenditure and Funding Analysis	35
8.	Other Notes to the Financial Statements	37
9.	Collection Fund	113
10.	Group Accounts	117
11.	Annual Governance Statement	133
12.	Independent Auditors' Report to the Members of Sefton Council	145
13.	Glossary	149
14.	Abbreviations	157
15.	Useful Addresses	159

1 NARRATIVE REPORT

Introduction

Sefton is a Metropolitan Borough Council, providing the full range of local authority services to the residents of Sefton. These services include planning, licensing, street cleansing, highways maintenance, and refuse collection, as well as safeguarding vulnerable children and helping older people retain their independence.

Located on the west coast of England between Liverpool in the south and Lancashire in the north / northwest, the Council covers the area of around 15,000 hectares, stretching from Bootle in the South, through Seaforth, Waterloo, Crosby, Thornton, Altcar, Ince Blundell, Lunt, Freshfield and Formby, up to and including Birkdale, Ainsdale, Southport and Crossens in the North. It also includes the areas of Maghull, Lydiate and parts of Melling and Aintree. It is responsible for providing services to approximately 281,000 residents, local businesses and industry.

As a local authority, Sefton is accountable to Central Government and the electorate. It is responsible for continuously looking to improve its services to ensure that it meets the needs of the local community. Each service must ensure that the local taxpayers are receiving "value for money" by delivering high quality outcomes.

The Council has continued to face significant financial challenges in 2023/2024. As a result of the Government's previous austerity program, the Council's core grant funding was reduced every year over a ten-year period between 2010/2011 and 2019/20. By 2019/2020 core Government grant funding had reduced by more than 50%. As a result of the cuts in grant funding, local authorities are now more reliant on local sources of income such as Council Tax and Business Rates. During this period the Council has also seen a rise in demand for statutory services, most notably social care services provided to vulnerable adults and children.

For 2023/24, the Government announced a £19.6 million (15.7%) increase in the Sefton Council's core grant funding, which equated to a 10.1% increase in total core funding when council tax income was taken into account. The grant increase included £3.6 million from the ASC Market Sustainability and Improvement Fund and £2.2m from the ASC Discharge Fund which come with new responsibilities. This is only the fourth year in which funding has increased since 2010/11 and core grant funding remains lower than it was in 2013/14 in cash terms.

As a result of the previous funding cuts and the increase in demand for statutory services, the Council needed to identify and agree savings of £233 million within its financial plans between 2010/11 and 2019/20. The impact of these savings required a radical change to the way that the Council operates and provides services. To facilitate this change, the Council undertook a major consultation exercise in 2016 to identify the areas that local residents thought the Council should prioritise for use of its resources (Sefton 2030 Vision and Council Core Purpose). The outcome of this consultation is summarised later in this document.

In order to facilitate the changes required to meet the Council's future priorities, we developed a Framework for Change program. This program covers three main strands, Economic Growth and Strategic Investment, Council of 2023 and Demand Management. The Council has also developed a Climate Change Emergency Plan that represents its commitment to reducing carbon emissions.

The Council commissioned an LGA peer group review during 2023/24 which was undertaken in October 2023. The recommendations of the review were considered by the Council's Cabinet in April 2024 and an action plan has been approved.

The challenges faced by the Council have been compounded over the past few years as a result of the ongoing impact of Covid-19, the cost-of-living crisis, increasing demand for services (particularly children's social care), interest rate increases (higher cost of borrowing), and the impact of inflation (higher energy costs). The annual increase in the Consumer Price Index peaked at 11.1% in October 2022 and remained at over 10% until April 2023. Inflation has reduced in 2023/24, however, this simply means the rate of increase has slowed whilst the costs faced by the Council remain much higher than 2 years ago. The impact of these pressures has meant the Council needed to introduce further cost saving measures in 2023/24. Despite this the Council has been able to set a balanced budget for 2024/25 and agree a Medium-Term Financial Plan for the period up to 2026/27 setting out its approach to funding service provision over the next three years.

An overview of Sefton Council

Sefton Councillors in 2023/2024

The Council is composed of 66 councillors (three for each of the Borough's 22 wards), with one-third elected three years in every four. The political analysis of the councillors as at 31 March 2024 is identified below:

Labour	50
Liberal Democrat and Progressive Alliance Group	9
Conservative	5
Lydiate, Maghull, Aintree & Lunt Community Independents	1
Vacancy	1
Total	66

Councillors are democratically accountable to residents of their ward. The overriding duty of councillors is to the whole community, but they have a special duty to their constituents, including those who did not vote for them.

Councillors have to agree to follow a Code of Conduct to ensure high standards in the way they undertake their duties. The Audit and Governance Committee trains and advises them on the Code of Conduct which is set out in Chapter 2 of the Council's Constitution.

Management Structure

Councillors

Along with many other authorities, a Leader and Cabinet management structure has been adopted. The Council appoints the Leader of the Council, approves those matters which are part of the Council's policy framework and provides an opportunity through questioning and debate for the Cabinet to be held to account.

The Cabinet has to make decisions which are in line with the Council's overall policies and budget. If it wishes to make a decision which is outside the budget or policy framework, this must be referred to the Council as a whole to decide.

Individual Members of the Cabinet make decisions on service issues within their area of responsibility (portfolio) under delegated powers set out in Chapter 5 of the Constitution.

There are four Overview and Scrutiny Committees which support the work of the Cabinet and the Council as a whole. They allow citizens to have a greater say in Council matters by holding public inquiries into matters of local concern:

- Overview and Scrutiny Committee (Adult Social Care and Health)
- Overview and Scrutiny Committee (Children's Services and Safeguarding)
- Overview and Scrutiny Committee (Regeneration and Skills)
- Overview and Scrutiny Committee (Regulatory, Compliance and Corporate Services)

These lead to reports and recommendations which advise the Cabinet and the Council as a whole on its policies, budget and service delivery. The Committees also monitor the decisions of the Cabinet.

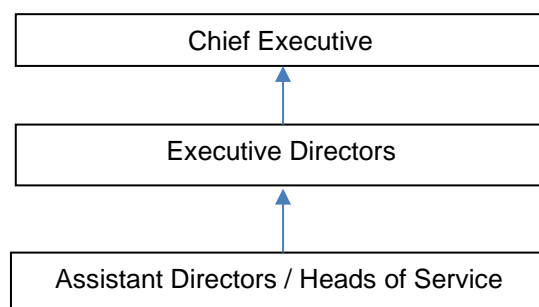
There is also the opportunity for the public to ask questions or submit petitions directly to the Council.

The Leader of the Labour Group, Councillor Marion Atkinson, is the Leader of the Council.

Strategic Management

The senior management structure aims to reflect the need for departments to collaboratively work together as 'One Council' and thereby maximise capacity and avoid duplication. In support of the politicians, the senior management structure is identified below.

The posts shown below formed the Strategic Leadership Board in March 2024.



Executive Directors: (1) Adult Social Care and Health, (2) Children's Services, (3) Corporate Resources and Customer Services, (4) People, (5) Place.

Assistant Directors / Heads of Service: (1) Adult Social Care, (2) Children's Safeguarding and Quality Assurance (3) Cared for Children, (4) Commercial Development, (4) Communities, (6) Economic Growth and Housing, (7) Education, (8) Help and Protection and Early Help, (9) Highways and Public Protection, (10) Legal and Democratic Officer / Monitoring Officer, (11) Life Course Commissioning, (12) Operational In-House Services, (13) Public Health & Wellbeing, (14) Restorative Transformation, and (15) Strategic Support.

The number of Assistant Directors / Heads of Service has increased from 14 to 15 in 2023/24. The change are intended to provide for clearer reporting lines (with appropriate span of control) and concentration on key strategic areas.

Other Employees: At the end of 2023/2024 the Council employed approximately 2,605 people (full time equivalents, excluding school-based employees). As part of the process to reduce costs to ensure a balanced budget, roles and responsibilities have changed and the number of employees has reduced considerably over recent years.

Sefton 2030 Vision and Council Core Purpose

In November 2016, the Council approved the Sefton 2030 Vision and the Council Core purpose. This was developed following an extensive consultation with residents, businesses and many visitors to the borough. In their thousands, these groups told the Council they want to be involved in planning the future, what matters to them and how all stakeholders need to work together to make the vision happen. The Vision will enable the Council and partners to demonstrate the connected thinking and action. It will also enable the Council to bring about meaningful and measurable plans with targets, timescales and a performance management framework.

In supporting the delivery of the Vision, the Council approved the following refined Core Purpose to articulate its role in delivering the 2030 vision.

- **Protect the most vulnerable:** i.e. those people who have complex care needs with no capacity to care for themselves and no other networks to support them. For those who are the most vulnerable we will have a helping role to play, we will challenge others to ensure we all protect the most vulnerable and where we need to, we will intervene to help improve lives.
- **Facilitate confident and resilient communities:** The Council will be less about doing things to and for residents and communities and more about creating the capacity and motivation for people to get involved, do it for themselves and help one another. We will create an environment in which residents are less reliant on public sector support and which have well developed and effective social support.
- **Commission, broker and provide core services:** The Council will directly deliver fewer services but will act as a broker and commissioner of services which meet the defined needs of communities, are person-centred and localised where possible. We will deliver services which can't be duplicated elsewhere or where we add value.
- **Place-leadership and influencer:** Making sure what we and what others do are in the best interests of Sefton and its residents and has a contributing role to the 2030 vision of the borough. This includes strong leadership and influencing partner organisations to work towards common goals and building pride in the borough.

- **Drivers of change and reform:** The Council will play a key role in leading change and reform to improve outcomes for Sefton residents and continuously improve the borough.
- **Facilitate sustainable economic prosperity:** That is, people having the level of money they need to take care of themselves and their family; creating the conditions where relatively low unemployment and high income prevail, leading to high purchasing power; and having enough money to invest in infrastructure.
- **Generate income for social reinvestment:** The Council will develop a commercial nature and look to what it can do either by itself or with others to generate income and profit that can be reinvested into delivering social purpose.
- **Cleaner and Greener:** The Council will work with others to maintain Sefton's natural beauty and ensure that its many assets provide a contribution to Sefton's economy, peoples wellbeing and the achievement of the 2030 Vision.

The Council is due to start to review its Vision and the Council Core purpose again in 2023, building upon the work previously undertaken, assessing the impact of Vision 2030 and developing Vision 2035.

Governance / VFM / Risk

The Council is required to review its governance arrangements on an annual basis, along with its arrangements for achieving economy, efficiency and effectiveness, and ensuring it is identifying and managing risk effectively.

The annual review has been undertaken and the outcome of that review is reported in the annual governance statement (AGS) which is published as part of the statement of accounts. A copy of the AGS can be found in section 11 of this document.

LGA Peer Group Review

The Council commissioned the Local Government Association (LGA) to conduct a peer review as an independent check on how it is doing in terms of planning for and delivering against our ambitious plans for the future.

The peer review was completed in November 2023 and the peer review team was made up of experienced elected member and officer peers.

The peer review team considered the following five core themes; (1) Local priorities and outcomes, (2) Organisational and place leadership, (3) Governance and culture, (4) Financial planning and management, and (5) Capacity for improvement.

The overarching conclusion from the LGA peer team following the review was that there are clear and exciting opportunities for the borough over the coming years, including the regeneration of Bootle Strand, Crosby Town Centre, and the development of the Southport Marine Lake Events Centre, however the Council, like all councils, is facing significant and pressing challenges.

The review confirmed that importantly, the Council is aware of areas that require prioritisation. Most notably, this includes the Transformation and Improvement Plan for Children and Young People that the Council developed and reviewed following an inadequate OFSTED inspection in February 2022. These challenges of service improvement are complicated by the financial challenges facing the Council and the wider sector. This includes low levels of reserves, recent overspends against key demand led budgets, and increased costs associated with the Dedicated Schools Grant driven by their High Needs Block which is forecast as a £24 million deficit by the end of 2023-2024.

The peer team provided a detailed feedback report which suggested some areas for the Council to consider including the following 10 key recommendations: (1) Review and align corporate capacity to support council priorities, (2) Use the process of developing the Council's Medium Term Financial Plan to develop a widespread understanding and ownership of the Council's financial challenges, (3) Increase Financial Reserves, (4) Maintain the recent progress which has been made regarding improvements to Children's Services, (5) Ensure that regeneration opportunities are supporting inclusive growth, (6) Develop the wider assurance framework within the Council, (7) Consider the use of meetings and their impact on capacity, (8) Review and refine the Council's performance management framework, (9) Develop a culture of high challenge, high support behaviours across the

organisation, and (10) Build on the findings of the upcoming staff survey and consider the benefit of a resident survey.

The Council's Cabinet considered the detailed LGA Peer Group feedback report at their meeting in April 2024 and approved an action plan to address each of the key recommendations.

Corporate Plan 2023 to 2026

In 2023, the Council published its Corporate Plan that brings together our priorities for the next three years. It is underpinned by our Workforce Strategy and core values. Our ambition is for Sefton to be a confident and connected borough that offers the things we all need to start, live and age well, where everyone has a fair chance of a positive and healthier future. Local people are at the heart of our plan, and we will continue to work with our partners to reduce the many inequalities that exist across Sefton.

Safeguarding children, with our partners, is our highest priority. Our Children's Services team continues to face high demand and increases in complexity of need. The actions in our Improvement Plan identify the steps we are taking to make the required changes.

The plan set out the following priorities:

- Children & Young People - Improving outcomes for children and their families.
- Health & Wellbeing – Improving the health and wellbeing of everyone in Sefton and reduce inequality.
- Adult Social Care – Empowering people to live an independent life, exercise choice and control, and be fully informed.
- Working for Our Communities Every Day - Working together to deliver affordable services which achieve the best possible outcomes for our communities.
- Inclusive Growth – Creating more and better jobs for local people.
- Financial Sustainability

The Council's overarching goal is to continue to address inequalities, to protect the most vulnerable, and to facilitate resilient communities across the Borough.

The Corporate Plan sets out where we are now and what we need to do next to achieve our aims and meet our priorities.

Climate Change Emergency

As a coastal borough, Sefton feels the effects of climate change more keenly than other parts of the UK. Extreme weather will impact negatively on our communities and businesses, and we must do all in our power to reduce the likelihood of an extreme weather event.

On 18th July 2019, Sefton joined 60% of UK local authorities in declaring a climate emergency in response to the growing consensus worldwide that urgent action. The Council has since developed a Climate Emergency Strategy and a Climate Change Emergency Action Plan in response to the declaration.

Sefton Council will focus its efforts on energy use reduction as well as exploring the potential for green infrastructure and offsetting. This work will be aligned to the delivery of the Sefton 2030 Vision and the Council's Core Purpose with the aim of making Sefton a better place to live and work. The Council's aim is to achieve 100% clean energy by 2030 and reduce demand across our organisation to work towards becoming net carbon zero by 2030.

Achieving these aims will require investment in developing renewable energy generation, use of biogas produced through waste streams and agricultural waste stock, carbon offsetting, and moving to low carbon fleet vehicles as well as adapting the way we deliver services to reduce energy usage.

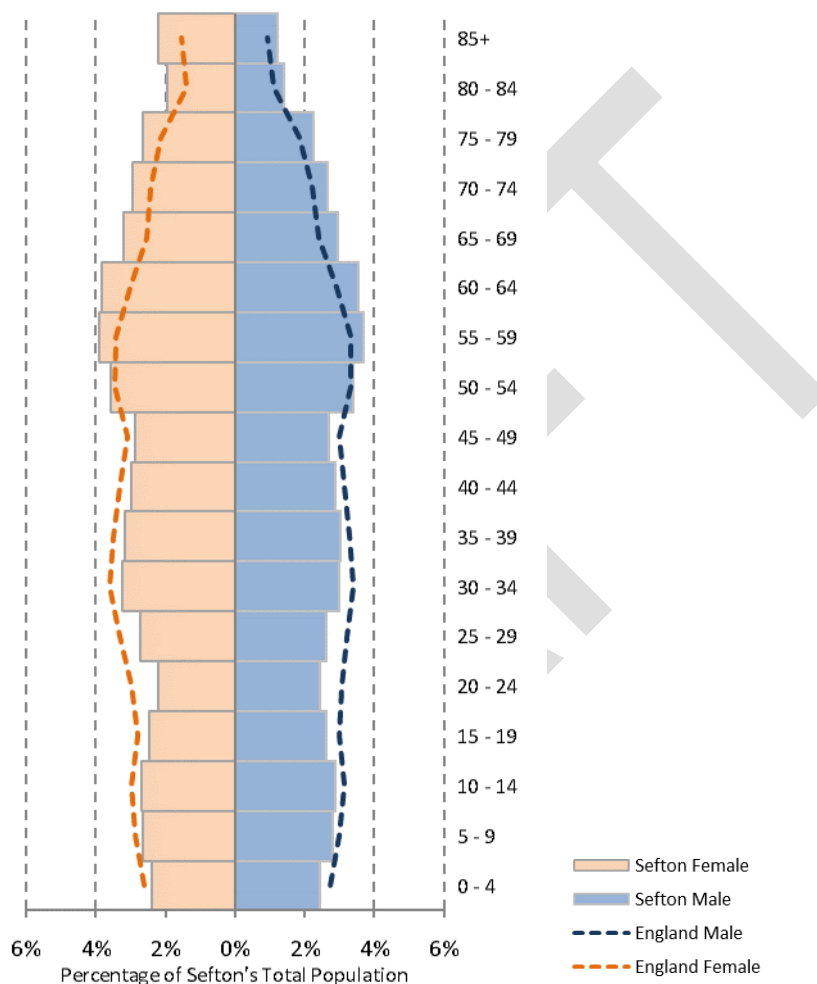
Progress towards the Council's clean energy targets is being regularly monitored with a report to Council in April 2023 highlighting the significant work that has been undertaken in the first phase, including mapping out a route to net zero by 2030 and identifying the work required and costs involved. An effective governance structure has been established, community engagement has been undertaken, and work to deliver the plan has started. Work undertaken so far includes the roll out of

an LED street lighting replacement programme, improving insulation and glazing at Southport and Bootle Town halls, and encouraging the continuation of agile working. This resulted in a reduction in the Council's Carbon footprint of 13% being achieved by the end of 2021/22, which is expected to rise to 28% the projects started in phase 1 are complete.

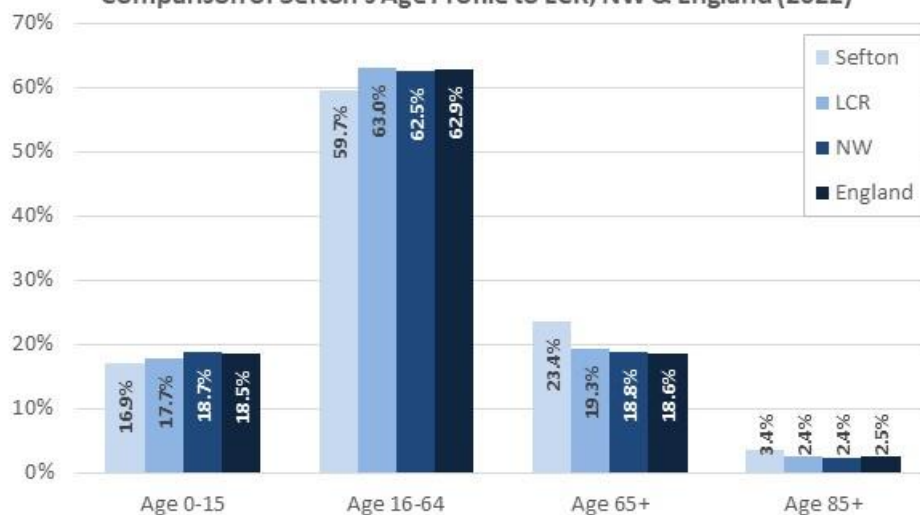
DRAFT

Age Profile of Sefton Residents

The age profile of residents is important to local authorities as it influences where / what services are provided. The 2022 mid-year population estimates suggested that Sefton's total population was 281,027. The figures also showed that 23% of Sefton's residents are aged 65 and over; this is above the Liverpool City Region – LCR, North West and England averages (with all three being 19%). Sefton is ranked 72nd highest out of 296 local authorities for the rate of residents aged 65 or over. The high proportion of older residents has an impact on the level of resources that the Authority requires for elderly care provision. Sefton is in the highest 30% of Local Authorities for the proportions of elderly residents across the country.



Comparison of Sefton's Age Profile to LCR, NW & England (2022)



At 23%, Sefton has the 6th highest proportion of over 65's across the 35 North West local authorities and is highest of the six Liverpool City Region (LCR) authorities.

Sefton is the 47th highest LA for the proportion of residents aged 85 and over throughout England (and is within the top 20% of LAs nationally). With the Borough being 3rd highest in the North West, at 3.4% of the overall population, Sefton is again higher than the LCR (2.4%), North West (2.4%) and national (2.5%) proportions. The Borough is again the highest of the six LCR authorities.

The number of residents over 65 is projected to increase steadily between 2018 and 2043. For males, the increase is projected to be 36% (28,132 to 26,617) and an increase for females of 31% (35,900 to 46,938). This means an overall 65+ population increase of 36% rising from 62,600 in 2016 to 85,000 by 2037.

Greatest increases are amongst those aged 85 and above with an overall increase of 73% (9,309 to 16,134). The male over 85 population rising by 104% (3,146 to 6,418) between 2018 and 2043. For females, the increase is projected to be 58% (6,163 to 9,716).

The rate of increase in the over 65 population of 33% compared to overall population increases of just 6% means that by 2043 approximately one in three Sefton residents will be age 65 or over.

Projected reductions in working age population (16 to 65-year olds) of 3% compared to increases in the over 65 population will mean the proportion of the adult population of the borough that is of pensionable age will be 29% by 2043, compared to 23% in 2018.

[Source: Mid-Year Estimates 2022 / Population Projections 2018]

Performance information

Core Funding

Business Rates: There was no change in the standard business rate multiplier in 2023/24. The Council billed £64.160m of business rates charges in 2023/24 (excluding prior year adjustments). The council collected 98.8% of the amount billed in the year, down from 99.4% in 2022/23. A deficit of £1.544m is reported in the Collection Fund for 2023/24 (excluding contributions towards the previous year's estimated surplus) of which Sefton Council's retained share is £1.528m (99.0%). The deficit is largely due to the impact of valuation changes on the 2017 Rating List. The deficit on the Collection Fund will be recouped over the next two years (2024/25 and 2025/26).

Council Tax: The Council increased its council tax band D charge by £88.22 (4.99%) in 2023/24. This included a social care precept of 2.0%. The Council billed £196.603m of council tax charges in 2023/24 (including precepts) of which 94.8% was collected in the year, slightly down from 95.0% in 2022/23. A surplus of £1.546m is reported in the Collection Fund in 2023/24 (excluding contributions towards the previous years estimated surplus) of which Sefton Council's share is £1.297m (83.9%). The surplus is largely due to a reduction in the provision for bad debts in respect of previous years. The surplus on the Collection Fund will be distributed over the next two years (2024/25 and 2025/26).

Government Grant Funding: During 2023/2024, Sefton's core grant funding (including Settlement Funding Assessment, New Homes Bonus, Improved Better Care Fund, Social Care Grant, ASC Market Sustainability and Improvement Fund, ASC Discharge Fund, and Services Grant) increased by £19.6m (15.7%), which included a £3.6 million from the ASC Market Sustainability and Improvement Fund and £2.2m from the ASC Discharge Fund which comes with additional conditions and responsibilities. It also included a one-off Services Grant of £2.6m which may not be repeated in future years.

Future Funding: In December 2023, the Secretary of State for Levelling Up, Housing and Communities announced a one-year finance settlement for local government which once again included a significant amount of one-off funding which may not continue in future years. The Government had previously announced their intention to introduce a new funding distribution formula using updated population data as well as resetting business rate retention baselines, however, this has now been deferred until after the end of the current parliament. The most recent Spending Review period ends on 31 March 2025 and there will be a General Election before this date. This leaves Sefton's future funding levels uncertain and makes medium-term financial planning difficult. Also, the long-term impact of the Covid-19 pandemic, the impact of Brexit, the cost-of-living crisis, increasing demand for services, and the

recent spike in inflation and interest rates has significantly increased the financial pressure on local government. Despite this uncertainty, the Council has prepared and agreed a Medium-Term Financial Plan for the period 2024/25 to 2026/27 setting out its approach to funding service provision over the next three years. This plan will be subject to review and revision as impact of current economic pressures develops and additional information on future funding levels becomes available.

Economy

The Borough has a mixed economy ranging from industry, commerce and tourism. The east bank of the Port of Liverpool is actually in Sefton, not Liverpool. The opening of “Liverpool 2”, the new deep-water container terminal is expected to provide many opportunities to improve the economy further.

Sefton is part of the Liverpool City Region and the embryonic “Northern Powerhouse” which is expected to provide further impetus to the local economy in the future.

Latest available key data on the Sefton economy

- The unemployment benefit claimant rate in Sefton in February 2024 was 3.6%. Sefton is slightly lower than the rates seen across LCR (4.5%), the North West (4.3%) and England (3.9%). Compared to the previous year there has been a marginal reduction in the number of unemployed people in Sefton (approximately 145 / 22%), though February 2023 has the third highest number of claimants in the last nine years (with February 2021 having the highest).
- The economic activity rate in Sefton is 78.3%, higher than the rates seen across the city region (77.0%) and regionally (77.2%) yet slightly lower than those seen across Great Britain (78.5%).
- There are currently 130,300 Sefton residents in employment (77.8% employment rate).
- 67.1% of residents are educated to Registered Qualifications Framework (RQF) Level 3 or above, higher than the averages of LCR (64.9%), the North West (64.5%) and Great Britain (66.9%).
- In 2023, the average full-time earnings for residents of Sefton were £590 per week, or £33,676 per annum, 5% lower than the English average weekly rate.
- The National Living Wage increased to £11.44 per hour in April 2024 for those 21 and over only.
- Sefton's Rank of Average Score in the Indices of Multiple Deprivation (IMD) 2019 was 89th out of 317 local authorities (317 being the least deprived).
- There are 38 Sefton LSOA's (Lower Super Output Area – used in census collection) in the most deprived 10% of LSOAs across England. Seven of the 38 LSOA's are in the most deprived 1% of LSOA's nationally, six are in Linacre Ward; the other is in Derby Ward.
- 50 out of 189 LSOAs have a deprivation score less than in 2015 indicating that deprivation has reduced in the area. Meaning nearly three quarters of the areas have an increased deprivation score, indicating they have become more deprived.
- Sefton is ranked 89th out of 317 local authorities for deprivation affecting Children and 72nd for deprivation affecting Older people in 2019.
- 31 LSOA's across Sefton fall in to the most deprived 10% areas for children, with 31 being in the most deprived 10% for older people. Five of the 31 fall within the top 1% of deprived areas nationally for children (located in Linacre – 3, Derby -1 and Litherland -1 wards). One LSOA is in the top 1% of deprived areas in England for older people (located in Debry ward).
- 80 of Sefton LSOA's have seen the child related deprivation score (and therefore the deprivation affecting children) increase from 2015 to 2019, with 97 Sefton LSOA's seeing increases in older people related deprivation.

[Source: NOMIS Claimant count by sex and age February 2024, NOMIS Labour Market Profile: ONS Annual Population Survey October 2022 to September 2023 / January to December 2022, NOMIS Labour Market Profile: ONS Annual Survey of Hours and Earnings – Residents Analysis 2023, GOV.UK National Minimum Wage and National Living Wage rates 2024, IMD 2015/19]

Social Care

Sefton's Adult Social Care dealt with 23,661 contacts during 23/24, 28% of these related to new clients. Sefton supported 5,509 clients in long term community or residential services during the year, along with providing support to 529 carers.

Current Sefton based figures show that at 31st March 2024, there were 2,485 Children in Need a rate of 465.1 per 10,000 population aged 0 to 17. At the same time 281 children were subject to a Child Protection Plan which was 56.6 per 10,000 population aged 0 to 17. With 591 children recorded as Looked After as at 31st March 2024 a rate of 110.6 per 10,000 population aged 0 to 17.

Nationally produced figures show that at the 31st March 2023, Sefton's Children in Need rate (516.8 per 10,000 population aged 0 to 17) was considerably higher than that of England (342.7), the North West (386.8) and Sefton's Statistical Neighbours average (390.2). At the same time, the Borough's rate of children subject to a Child Protection Plans (62.6 per 10,000 population aged 0 -17) was higher than those seen regionally (49.1), nationally (43.2) and the statistical neighbours average (50.1). Similar to Children in Need and Child Protection Plans, the Children Looked After rate as at 31st March 2023, was considerably higher in Sefton (114.0) than England (71.0 per 10,000 children aged 0 - 17), the North West (96) and the Statistical Neighbour group (93.3).

The governing bodies in DLUHC granted national funding for the Supporting Families Programme to continue for a further three years from 1st April 2022 – 31st March 2025. The second year of the current Supporting Families Programme was completed on 31st March 2024. The target of 536 families was achieved with the cohort being 'turned around' meaning that the LA could draw down funding from the government of £800 per family. This generated £428 800 worth of funding to support interventions provided by Social Workers to support families. The third year commenced on 1st April 2024 and is due to end on 31st March 2025. The target is to turn 663 families round within the timeframe which will generate a further £530 400 of funding. The third year will be the final year of this phase of the programme. The target is to turn 1530 families round by the end of this three-year phase which will generate, overall, funding of £1 224 000.

[Sources: Sefton Adult Social Care, Sefton Children Social Care, B1 children in need 2013 to 2023, D1 child protection plans 2013 to 2023, la cla on 31 March by characteristics, Local Authority Interactive Tool (LAIT) February 2024, Turnaround Families Database]

Tourism

Sefton has over 22 miles of coastline boasting a number of beautiful beaches and stunning natural beauty. Attractions range from Gormley's "Iron Men" on the beach in Crosby, to the Pinewoods (and red squirrels) in Formby, to the iconic attraction of Southport, with its elegant shopping in classic Victorian surroundings.

Southport has hotels, attractions, restaurants, Southport Beach, and the famous tree lined Lord Street boulevard with its iconic canopies. It is rumoured that Napoleon re-modelled certain parts of Paris based on his knowledge of Southport during his stay in the town back in the mid-19th century. Southport also hosts a superb events programme including the annual Air Show, Fireworks Championship and Flower Show while Sefton is also home of the Grand National.

There are many world class golf courses within Sefton such as Royal Birkdale that will yet again host The Open Championship in 2027. The area's reputation for golf is known nationwide and is known as "England's Golfing Capital" due to the number and variety of top-quality courses. This attracts visitors from across the UK and many from the United States, Europe and Japan.

Technology / Systems

The Council is in contract with Agilisys Ltd for the provision of IT services to the Council. This agreement has enabled the Council to reduce the annual costs of IT services, and it has also allowed the Council to benefit from the innovation and best practice which Agilisys has implemented for other local authorities. This agreement was extended to 30 September 2025, as per the extension clauses of the contract, and procurement activity is shortly due to commence to identify a supplier for these services from 1 October 2025.

The Council has continued to develop and improve its hosting of Council systems and data, with the majority hosted in the cloud; this ensures the authority has a robust and secure ICT platform in place that supports operational service delivery.

The Council has continued to strengthen and enhance its cyber security mechanisms as part of its ongoing commitment to protecting systems and data, including the deployment of new security software.

The Council continues to actively develop its digital solutions to support social care services, with an upgrade of its main social care case management system, and the ongoing development of tools and processes within it. With dedicated programmes of work in place to support Children's and Adults Services. Greater use is being made of online portals to enhance service provision to service users and external agencies.

Councillors continue to use mobile devices and technology which allows them to conduct their duties more efficiently by granting access to key information and electronic communication with citizens whilst on the move. This has resulted in a reduction in the use of paper and printing for Council meeting documentation.

The Council continues to improve and develop its digital offering to customers. The Council website continues to benefit from ongoing improvements and further improvements will be made as part of the continuing website development programme. The development and deployment of the Council's digital Customer Experience platform continues, with the initial phase complete and new offerings actively being developed.

The Council continues to rationalise its use of systems to leverage use of existing investments, deploy better integration between systems and reduce the overall spend in this area. Continued leverage of the Council's Microsoft software is constantly being explored and progressed; this provides efficiency improvements to the Council and ensures we maximise our financial investment. The Council is also working on further rollout of intelligent automation technology to improve and streamline back-office processes. The Council is also exploring how the use of Artificial Intelligence (AI) could improve internal operations and services to customers.

The Council continues to actively work with partner organisations in the borough improve digital inclusion and has launched a programme of initiatives across its Libraries including a refresh of all public devices, data banks and a tablet loan scheme. In addition, the Council has extended its support to local businesses, with the establishment of a dedicated networking group for the borough's Digital Creative and Technology Sector (DCT).

The Council continues to work in partnership with key agencies across the borough to implement Technology-Enabled Care solutions which will allow older and/or vulnerable adults to live independently at home, and to increase independence within care homes. Key outputs include grants to care homes for technology improvements including (but not limited to) the provision of Remote Monitoring Solutions to reduce falls and associated hospital admissions. In addition, the authority has successfully implemented a dedicated information, guidance, and self-assessment toolkit online for Sefton Residents.

Homes for Ukraine

Since the introduction of the national Homes for Ukraine scheme in March 2022, Sefton residents have helped to provide safe housing for almost 300 Ukrainians fleeing war.

Working in partnership with local voluntary, community and faith (VCF) sector, Sefton CVS, Sefton 4 Good and Sefton Council launched the Sefton Ukraine Welcome Appeal to raise funds to support Ukrainian individuals and families arriving in the borough of Sefton through the Homes for Ukraine initiative. The fund is helping to provide a community response, such as settlement grants for individuals and families; providing social, cultural and community networks and activities, language support, travel cards, clothing, IT and equipment and other needs as they are identified. The Council also produced a welcome pack for Ukrainian refugees settling in Sefton providing details of local services setting out how they could access advice and support.

Financial Overview

Revenue Budget Process / Council Tax

Unlike in previous years, the Council was unable to formulate a multi-year budget plan due to the one-year Local Government Finance Settlement and the lack of clarity over future settlements. The Council identified a budget shortfall for 2023/2024 of £15.116m. Specific options to contribute to the budget shortfall in 2023/2024 were identified, including a 4.99% increase in Council Tax. Councillors were reminded that the use of one-off resources should only occur in setting a robust financial plan when there is a clear short-term requirement and that these are not used to avoid making budget savings.

The Council experienced significant budget pressures in some service areas, particularly Children's Social Care, Children with Disabilities, Home to School Transport, Operational In-House Services, Energy Costs and Pay Inflation. However, the Council did identify underspending in other areas as well as implementing significant mitigating actions during the year to ensure the overspend would be met as far as possible, particularly in light of the financial pressures due to Children's Social Care. These measures enabled the outturn position to be in line with that expected during the year implementing the planned use of balances.

Financial risks up to 2023/2024

The budget reductions identified in the budget for 2023/2024 highlight the growing level of financial risks the Council will be facing over the coming years and the level of risk which it is possible to mitigate. The financial forecasts themselves are only estimates of future political, economic, environmental and demographic forecasts which contain many variables and degrees of uncertainty.

The budget proposals made to date contain some risks, given the extent and the impact of the £233m savings Sefton had faced to March 2020. The Council has been made aware of the consultations conducted since 2011 in determining the equality impact and risks of the reductions and reconfigurations of services. All options require close monitoring of implementation and delivery and any non-achievement reported and corrected in a timely way.

The 2023/2024 budget represented the fourteenth successive year of budget reductions for Sefton Council.

Delivering savings over such a long period has had a significant impact on the delivery of Council services. In developing the approach to delivering the savings it was important to balance the delivery of savings with the protection of those services which contribute the most to the delivery of the Vision and Core Purpose.

Achieving the ambitions of Sefton 2030 also requires the Council to be financially sustainable, to ensure services align with the core purpose and that the Council works with partners to achieve better outcomes.

In order to meet this challenge, the Council has developed a 'Framework for Change' which is comprised of the following pillars which will help the Council deliver against its stated objectives including financial sustainability. These are:

- Economic Growth and Strategic Investment;
- Council of 2023;
- Demand Management.

Each of these themes will contribute towards delivering the Sefton 2030 Vision and a financially sustainable Council.

Revenue Financial Performance of the Council 2023/2024

Non-School General Fund Net Expenditure

The General Fund encompasses expenditure relating to the day-to-day running of the Council. Transactions relating to Schools' delegated budgets are included within the General Fund but because Schools are entitled to retain any year-end balances for future use, the General Fund balances are analysed according to whether or not they belong to Schools.

On 2 March 2023, the Council approved a revenue budget for 2023/2024 of £260.922m, which included £1.424m relating to the expenditure of Parish Councils. At that time, it was anticipated that balances for non-school budgets would total £16.414m at 31 March 2024. The 2023/2024 Budget assumed an increase in general balances of £4.423m as part of a strategy to increase balances and ensure financial resilience.

Overall, actual expenditure for 2023/2024 on General Fund services (excluding Schools' delegated expenditure) was £0.114m higher than the Base Estimates after mitigating actions, but this still enabled the Local Authority to increase General Fund Balances by £4.309m.

The Authority's reported Non-School General Fund balances at 31 March 2024 are therefore £16.300m as shown in the following table:

Non-School General Fund Balances	£m
Actual Non-School General Fund Balances at 31 March 2023	-11.991
Plus Budgeted Contribution to Balances	-4.423
Less overspend in comparison to the 2023/2024 Base Estimate:	0.114
Actual Non-School General Fund Balances at 31 March 2024	-16.300

A comparison of actual expenditure to budgeted expenditure is shown below:

Net Revenue Expenditure	Budget	Net Expenditure Chargeable to General Fund Balances (per EFA)	Adjustments for Internal Recharges / Earmarked Reserves	Outturn Expenditure against Budget for Monitoring Purposes	Variance
	£m	£m	£m	£m	£m
Services					
Strategic Management	3.939	1.165	2.914	4.080	0.141
Adult Social Care	111.316	113.867	0.354	114.221	2.905
Children's Social Care	81.581	87.331	2.228	89.559	7.977
Communities	12.008	13.269	-2,127	11.142	-0.866
Corporate Resources	8.867	31.158	-22.798	8.360	-0.507
Economic Growth & Housing	6.647	5.690	0.704	6.394	-0.253
Education Excellence	15.765	17.104	0.373	17.477	1.713
Education Excellence - Schools	0	-5.440	5.440	0.000	0.000
Health and Wellbeing	19.645	16.415	2.105	18.520	-1.126
Highways & Public Protection	10.973	7.508	3.303	10.811	-0.162
Operational In-House Services	17.470	17.404	0.108	17.512	0.043
Other Services	2.773	2.154	0.746	2.900	0.127
Corporate Unallocated Costs		2.149	-2.149	0.000	0.000
Total Service Net Expenditure	290.983	311.775	-10.800	300.975	9.992
Corporate Items	12.028	8.465	-3.751	4.714	-7.314
Levies	36.193	36.193	-	36.193	-
Parish Precepts	1.424	1.424	-	1.424	-
Total Net Expenditure	340.628	357.857	-14.551	343.306	2.678

Financed by:					
Council Tax Payers	-161.952	-161.952	-	-161.952	-
Business Rates Top-Up	-23.917	-23.917	-	-23.917	-
Retained Business Rates	-75.096	-75.096	-	-75.096	-
General Government Grants	-84.086	-84.472	-2.178	-86.650	-2.564
Total Financing	-345.051	-345.437	-2.178	-347.615	-2.564
Amount Funded from / contributed to (-) General Balances	-4.423	12.420	-16.729	-4.309	0.114

Note: The total of the figures shown above for Other Services and Corporate Items are categorised differently in the Expenditure & Funding Analysis (total of Corporate Unallocated Costs and Financing and Investment Income & Expenditure)

For clarity, brief definitions some services are noted below to help the reader understand what some of the functions that are provided: -

- Communities – Services include amenities and support for local neighbourhoods, youths, libraries and arts, sports and families.

- Operational In-House Services – The delivery of key services including refuse collection / recycling, street cleansing, burials and cremation, school meals, crossing patrols, parks, coast and countryside.

The main variances relate to six key areas:

Children's Social Care - Children's Social Care overspent in 2023/24 by £7.977m, a position that was reported to Cabinet throughout the year.

The 2023/2024 approved budget included an additional £21m of investment in the service based on the requirement for additional staffing (including temporary funding for additional agency costs whilst more permanent staff are recruited to, including International Social Workers and from staff coming through the social work academy) as well as additional resources to reflect the number of packages at the time, some potential growth as well as resource for inflationary pressures.

Staffing overspent during the year. There was a clear set of assumptions originally driving the budget in terms of when expensive project/court teams will leave the Council as new staff are onboarded from the International Social Worker cohort and the academy. As these assumptions were changed the overspend was revised with additional pressure being experienced. This is also a key aspect of budget setting and medium-term financial planning.

Certain areas of accommodation and support packages overspent during the year, partly due to additional packages in the late part of 2022/2023 and early part of 2023/2024. As mentioned in reports during the year, packages have been at a higher cost than previously seen. However, recent improvements in practice have resulted in more children being placed in more appropriate settings at a lower cost.

This is the key aspect of the position in 2023/2024 - the service is stabilising and as this takes place the review of placements will continue to be undertaken.

Adult Social Care – Like all councils, the Service experienced growth pressure with demand for services and sought to meet the cost of this within the resources available, including taking account of the additional funding from Central Government that was made available to councils to meet increases in demand and financial pressure including those that maybe experienced during winter and in respect of discharges. However, despite this, and the achievement of £5.7m of savings across they year, the service overspent by £2.905m due to these pressures.

Education Excellence – The net overspend of £1.713m is due to a significant increase in the costs of Home to School Transport. There was an increase in the number of children being transported, especially relating to out of borough placements. Also, additional costs relating to SEND staffing contributed towards the overspend.

Health & Wellbeing – A net surplus of £1.126m arose primarily due to savings on contracts procured during the year, including on substance misuse and health prevention services. In addition, there were also vacancy savings in the service, as well as additional grant funding made available to offset existing costs in the year.

Remedial Action Plans – Due to the overall pressures faced during the year, particularly from the increased cost of pay award and Children’s Social Care, Cabinet approved a Remedial Action Plan to fund these pressures. In November 2023 they approved the release of reserves (£3.795m) along with actions being delivered directly by services (£1m). In February, Cabinet approved a further £3.561m following another review of reserves, balance sheet and sales, fees and charges income.

Schools

In accordance with the Fair Funding Scheme for Financing Schools, individual schools are able to carry forward any underspend on their budgets. Conversely, an overspend against budgets become the first call on future available resources. Net expenditure on schools, whether incurred directly from delegated budgets or spent against centrally retained budgets by the LEA in support of schools, is funded from the ring-fenced Dedicated Schools Grant (DSG).

The DSG was underspent by £2.381m in 2023/2024. This comprised an underspend of £2.398m across Individual Schools’ delegated budgets, and a net decrease in the level of DSG school funds held by the Local Authority during 2023/2024 in respect of the Supply Teachers scheme (£0.040m increase) and the Business Rates scheme (£0.057m decrease). Movements in Schools’ balances during 2023/2024 can be summarised as follows:

<u>Schools’ Balances</u>	<u>£m</u>
Schools’ balances as at 1 April 2023	-17.994
Underspend on Schools’ Delegated Budgets	-2.381
Schools’ balances at 31 March 2024	-20.375

The Council’s Centrally Retained DSG balances are separate to its Maintained Schools’ balances. These are in respect of Schools’ Central Support services; Early Years (non-schools) provision and High Needs (non-schools) provision. The net opening balance of these reserves, as at 1 April 2023, was a deficit of £17.059m. During 2023/2024, this deficit has grown considerably, mostly due to the significant overspending of High Needs. This has taken the balances into a net deficit position of £36.121m (see below).

<u>Centrally Retained DSG Balances</u>	<u>1 April 2023</u>	<u>Movement 2023/2024</u>	<u>31 March 2024</u>
	<u>£m</u>	<u>£m</u>	<u>£m</u>
Schools Block	-0.963	0.024	-0.938
Early Years Block	-0.644	-0.292	-0.937
High Needs Block	18.666	19.330	37.996
	17.059	19.062	36.121

DfE permit Local Authorities to carry forward a deficit on their DSG Centrally Retained balances, without any obligations on behalf of Local Authorities to support a deficit position out of non-school Council balances. As a result of the statutory requirements introduced for 2020/21, this balance is now held on the Balance Sheet as an Unusable Reserve, the Dedicated Schools Grant Adjustment Account.

They DfE have offered to work more closely and in cooperation with Local Authorities, to support them in trying to reduce spending, particularly across High Needs, where most Authorities have been struggling to manage. The first requirement will be for the Authority to have plans to balance their in-year spending. They will still be required to provide evidence, at the DfE’s request, that overspending issues have been reported regularly to Schools Forum; and that measures are in place to arrest the situation, at least, over a three-year planned period. In addition, the Council is participating in the DfE’s Delivering Better Value Programme, which has provided additional support to help the Council move into a financially sustainable position on High Needs. It has been acknowledged that the full recovery of accumulated deficits, however, may not be possible, even over many years, and it is not certain at this stage, whether the DfE may consider, on a case by case basis, some additional funding, to write down some, or all, of their accumulated deficits in this respect.

Capital Strategy / Programme 2023/2024

The Capital Programme 2023/2024 was approved by Budget Council on 2 March 2023. The three main grant allocations received by the Council are in respect of schools, transport and social care (i.e. Better Care Fund) and due to the funding conditions of these, grants are utilised within the relevant services. This is aside from any in year approvals in respect of the Growth and Strategic Investment Programme for which comprehensive business cases are provided as schemes are developed and funding sources are identified.

Capital expenditure is principally funded from four areas:

Capital Grants and Contributions – grants from Central Government and other grant funding bodies such as the Liverpool City Region Combined Authority and contributions from private developers.

The Capital Programme 2023/2024 report highlighted Government grant funding for 2023/2024 of £2.790m for schools, £8.154m for the City Region Sustainable Transport Settlement and £4.823m for the Better Care Fund, giving a total grant allocation of £15.767m. Of the £2.790m for schools, £0.363m was ring-fenced Devolved Formula Capital Grant (DFC), and £2.426m was Schools Condition Allocation.

Capital Receipts – proceeds from the sale of the Council’s capital assets.

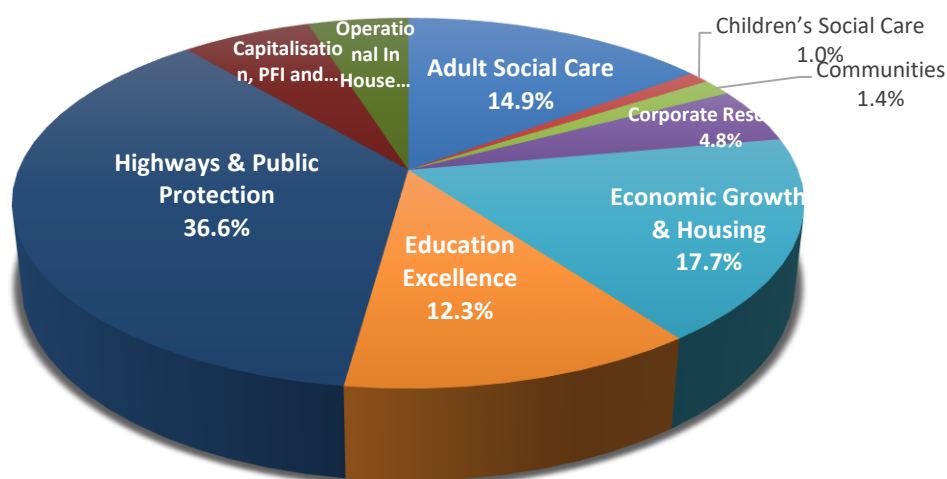
Revenue – financing capital expenditure from the Council’s revenue resources.

Prudential Borrowing – this is external borrowing undertaken by the Council that must be repaid. The Council will only borrow where plans are sustainable, affordable, prudent and offer value for money.

Capital Expenditure in 2023/2024

In 2023/2024 the Authority spent £40.937m on capital projects. Examples of some of the major areas of spend include expenditure on the Schools programme (£5.037m), Highways integrated schemes (£3.890m), Highways carriageway maintenance (£5.943m), LED street lighting upgrades (£3.459m), Disabled Facilities Grants (£3.660m), Growth and Strategic Investment projects (£6.690m), Sustainable Warmth schemes to improve energy efficiency in homes (£0.687m), Essential Maintenance to Council Buildings (£1.572m) and the Regional Flood and Coastal Monitoring Programme (£1.060m).

The analysis of capital spending (by departmental categories) and its financing is summarised below-

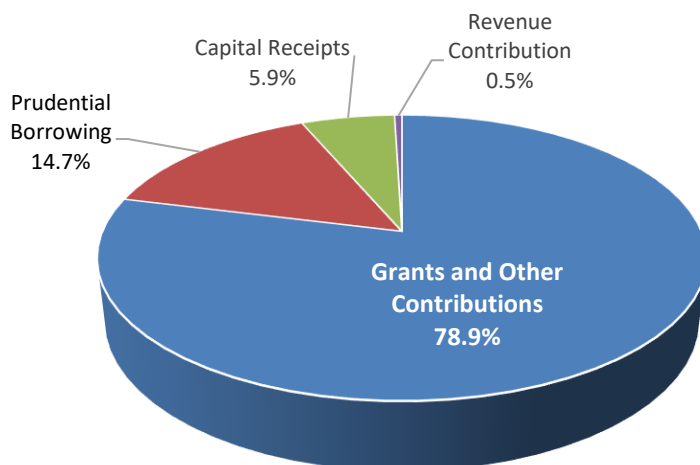


Sefton's Capital Expenditure for 2023/2024

	£m	%
Adult Social Care	6.086	14.9%
Children's Social Care	0.420	1.0%
Communities	0.593	1.4%
Corporate Resources	1.979	4.8%
Economic Growth & Housing	7.244	17.7%
Education Excellence	5.037	12.3%
Highways & Public Protection	14.996	36.6%
Operational In-House Services	2.001	4.9%
Capitalisation, PFI and DFC	2.582	6.3%
	40.937	100.0%

Financing of Sefton's 2023/2024 Capital Expenditure

Source of Finance	£m	%
Grants and Other Contributions	32.306	78.9%
Prudential Borrowing	6.005	14.7%
Capital Receipts	2.426	5.9%
Revenue Contribution	0.201	0.5%
	40.937	100



Total capital expenditure consists of the following additions:

<u>Type of Asset</u>	<u>£m</u>
Fixed Assets:	
- Property, Plant & Equipment	11.350
- Infrastructure	18.080
- Investment Properties	0.000
- Assets Under Construction	2.994
Intangible Assets (e.g. software licences)	1.473
Revenue Expenditure Funded from Capital Under Statute	7.041
	<u>40.937</u>

An explanation of the Financial Statements

The Statement of Accounts is intended to give clear information about the Authority's finances. It is intended to answer:

- What did the Authority's services cost in the year of account?
- Where did the money come from to pay for these services?
- What were the Authority's assets and liabilities at the year-end?

Wherever possible the contents have been written in plain English and technical terms have been used sparingly. Where the use of technical terms has been unavoidable, a simple explanation has been included in the Glossary (see pages 149 to 156).

The Authority is required by law to follow proper accounting practices and this Statement of Accounts attempts to present fairly the financial position and transactions of the Authority.

The Statement was certified by the Executive Director of Corporate Resources and Customer Services on 31 May 2024.

In accordance with recommended practice, the Authority's Accounts present:

(a) Comprehensive Income and Expenditure Statement (page 27)

This statement shows the accounting cost in the year of providing services in accordance with generally accepted accounting practices, rather than the amount to be funded from taxation. Authorities raise taxation to cover expenditure in accordance with statutory requirements; this may be different from the accounting cost. The taxation position is shown in both the Expenditure and Funding Analysis and the Movement in Reserves Statement.

(b) Movement in Reserves Statement (page 29)

This statement shows the movement from the start of the year to the end on the different reserves held by the authority, analysed into 'usable reserves' (i.e., those that can be applied to fund expenditure or reduce local taxation) and other 'unusable reserves'. The Statement shows how the movements in year of the authority's reserves are broken down between gains and losses incurred in accordance with generally accepted accounting practices and the statutory adjustments required to return to the amounts chargeable to council tax (or rents) for the year. The Net Increase/Decrease line shows the statutory General Fund Balance movements in the year following those adjustments.

(c) Balance Sheet (pages 31 - 32)

The Balance Sheet shows the value as at 31 March 2023 of the assets and liabilities recognised by the Authority. The net assets of the Authority (assets less liabilities) are matched by the reserves held by the Authority. Reserves are reported in two categories. The first category of reserves are usable reserves, i.e., those reserves that the authority may use to provide services, subject to the need to maintain a prudent level of reserves, and any statutory limitations on their use. The second category of reserves are those that the Authority is not able to use to provide services.

(d) Cash Flow Statement (page 33)

The Cash Flow Statement shows the changes in cash and cash equivalents of the Authority during the reporting period. The statement shows how the Authority generates and uses cash and cash equivalents by classifying cash flows as operating, investing and financing activities.

(e) Notes to the Financial Statements - Expenditure and Funding Analysis (page 35 - 36)

This analysis shows how annual expenditure is used and funded from resources (government grants, rents, council tax and business rates) by local authorities in comparison with those resources consumed or earned by authorities in accordance with generally accepted accounting practices. It also shows how this expenditure is allocated for decision making purposes between the council's directorates/services/departments. Income and expenditure accounted for under generally accepted accounting practices is presented more fully in the Comprehensive Income and Expenditure Statement.

(f) Other Notes to the Financial Statements (pages 37 - 112)

The notes to the Movement in Reserves Statement, Comprehensive Income and Expenditure Statement, Balance Sheet and Cash Flow Statement. It also includes the accounting policies employed by Sefton to comply with the CIPFA Code of Practice of Local Authority Accounting subject to any exceptions detailed in the note.

(g) Collection Fund (pages 113 - 116)

This statement that reflects the statutory obligation for billing authorities to maintain a separate Collection Fund in accordance with section 89 of the Local Government Finance Act 1988 (as amended by the Local Government Finance Act 1992).

The Collection Fund shows the transactions of the Billing Authority in relation to the collection of Council Tax and Non-Domestic rates and provides details of how this income has been distributed to Sefton MBC (including Parish Precepts), Merseyside Police and Crime Commissioner, Merseyside Fire and Rescue Authority, and Liverpool City Region Combined Authority.

(h) Group Accounts (pages 117 – 132)

This section incorporates the accounts of both Sefton and its wholly owned subsidiaries, Sefton New Directions Limited, Sefton (ACS) Development Company Limited (Sandway Homes) and Sefton Hospitality Operations Limited, to provide details of the Council's financial activities as a Group.

(i) Annual Governance Statement (pages 133 - 144)

The Annual Governance Statement is the formal statement that recognises, records and publishes an authority's governance arrangements as defined in the CIPFA / SOLACE Governance Framework. It is required to be published with the accounting statements but does not form part of the accounting statement and is therefore not covered by the Auditors' opinion.

(j) Independent Auditors' Report to the Members of Sefton Metropolitan Borough Council (pages 145 - 148)(k) Glossary (pages 149 - 156)(l) Abbreviations (pages 157 – 158)(m) Useful Addresses (page 159)**Changes to Accounting Policy during the Year**

This Statement of Accounts is prepared in accordance with the Code of Practice on Local Authority Accounting in the United Kingdom 2023/2024 (the Code).

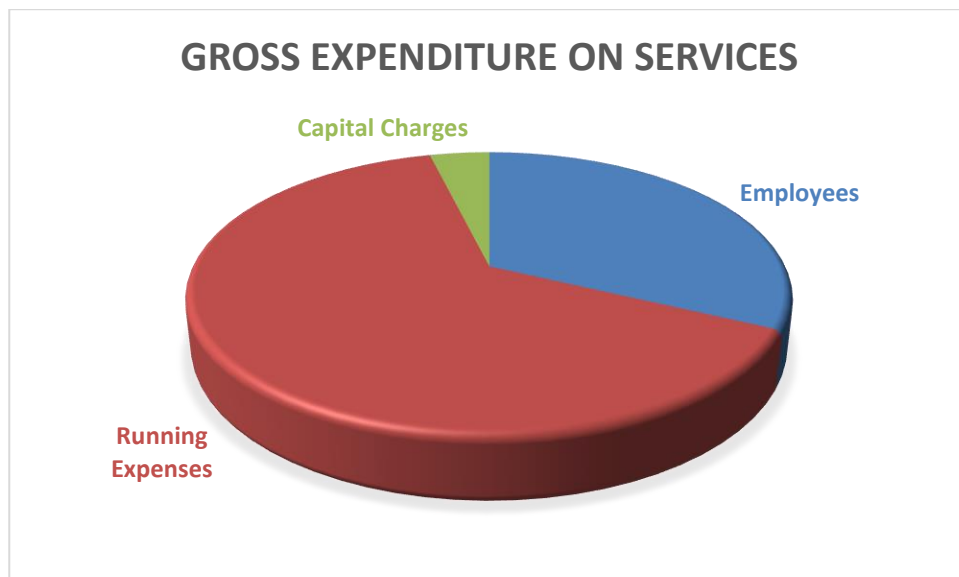
There have been no material changes to the accounting policies in 2023/24.

Analysis of the Income and Expenditure Account

The tables and charts below summarise the Authority's **gross** revenue expenditure within the General Fund for 2023/2024 and highlights the main sources of General Fund Financing for 2023/2024.

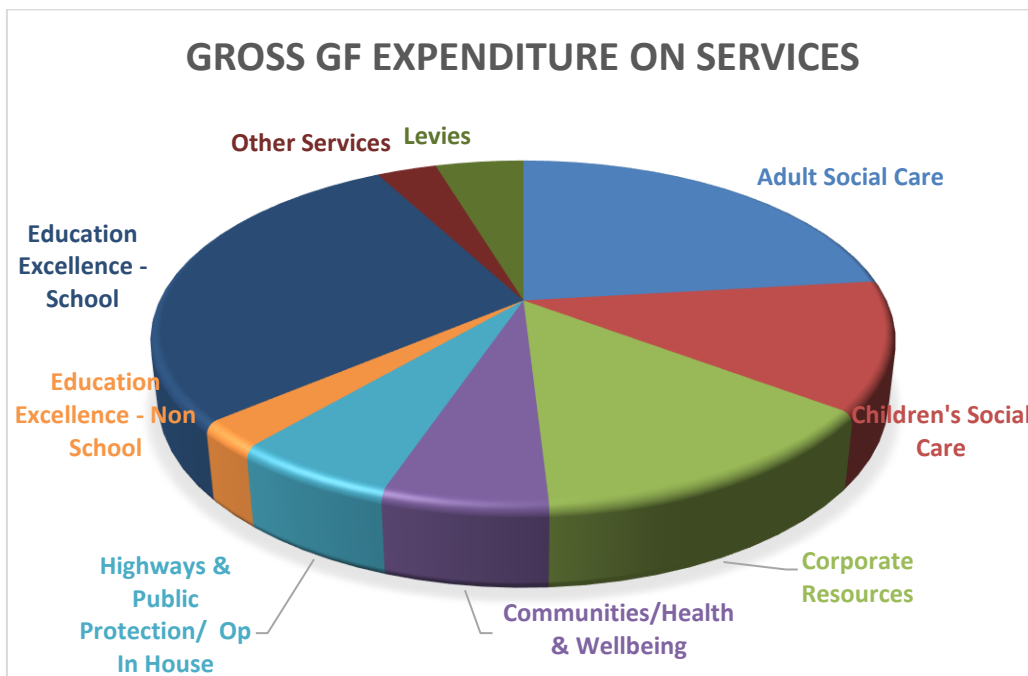
Gross Expenditure on Services (including Levies) (by Expenditure Type)

<u>Expenditure Type</u>	<u>£m</u>	<u>%</u>
Employees	256.053	32
Running Expenses	511.703	64
Capital Charges	30.634	4
	<u>798.390</u>	<u>100</u>



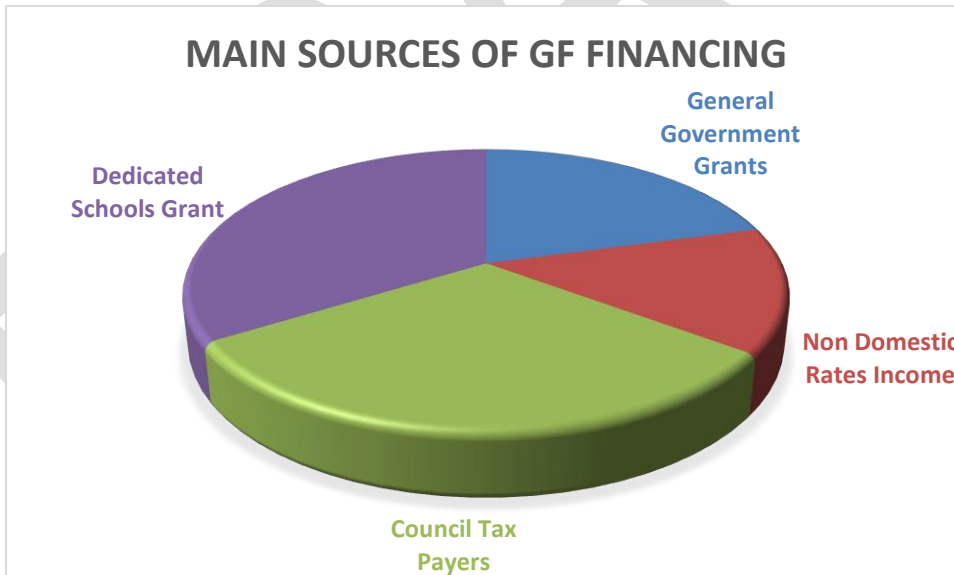
2023/24 Gross General Fund Expenditure on Services (including Levies)

<u>Service</u>	<u>£m</u>	<u>%</u>
Adult Social Care	182.115	23
Children's Social Care	94.891	12
Corporate Resources	110.298	14
Communities / Health & Wellbeing	51.208	6
Highways and Public Protection / Operational In-House Services	58.567	7
Education Excellence - Non-School	16.332	2
- Schools	222.768	28
Other Services	25.924	3
Levies	36.288	5
	<u>798.390</u>	<u>100</u>



Main Sources of General Fund Financing for 2023/2024

Source of Income	£m	%
General Government Grants	108.389	21
Non-Domestic Rates Income	75.076	14
Council Tax Payers	161.952	31
Dedicated Schools Grant	176.475	34
	<u>521.912</u>	<u>100</u>



The Gross expenditure is financed by the major grants shown above, other smaller revenue grants and contributions received by the Council (Note 17 on page 54) and fees and charges.

Other Financial Commitments

The Council's most significant other financial commitments are the long-term contracts it has entered into with Agilisys, Formby Pool Trust, Sefton New Directions Limited and Waterfront Leisure (Crosby) Limited.

Borrowing / Investments

The Council's arrangements for long-term borrowing and investments correspond to the Council's Treasury Management Policy and Strategy documents. These were drawn up to comply with the Chartered Institute of Public Finance and Accountancy's Code of Practice for Treasury Management in Local Authorities.

Under Section 3(1) of the Local Government Act 2003, the Council must approve an overall borrowing limit before the beginning of each financial year. For 2023/2024 this limit was set at £220m; the Council stayed within this figure during the year.

As at 31 March 2024, the Council had outstanding borrowing of £138.459m (£134.793m as at 31 March 2023). This includes local authority bonds, stocks, mortgages and loans from the Public Works Loans Board (PWLB). At 31 March 2024, accrued interest of £1.66m, was due to be repaid within 12 months.

During 2023/2024, £15m new long-term borrowing from the PWLB was required to fund capital expenditure. Principal of £11.9m was repaid during the year of which £7.260m related to Equal Instalments of Principal (EIP) loans and £1.112m related to Annuity loans.

Interest on long-term borrowing from the PWLB totalled £4.775m during the year (£6.036m in 2022/2023).

In line with its Treasury Management Policy and Strategy the Council makes daily investment decisions. At 31 March 2024, the Council had short-term investments of £11.770m (£26.110m at 31 March 2023). The Council had no short-term deposits with banks and building societies (£0.000m at 31 March 2023). The Council had long term investments with the Church and Charities Local Authority (CCLA) Property Fund (£5.071m).

Pension Liability

As at 31 March 2024 the Pensions Liability figure in the Balance Sheet includes a net surplus on the Local Government Pension Scheme Fund attributable to Sefton of £29.593m (a deficit of £27.936m as at 31 March 2023). The surplus / deficit is reviewed periodically (normally every three years) by the Fund's actuary and steps are taken to address the surplus / deficit via reduced / increased contributions over the remaining working life of employees. However, it should be noted that the notional figure included in the Statement of Accounts is calculated using a different set of assumptions (in line with accounting practice) than those used to calculate the surplus / deficit repayments required.

The latest valuation was completed during 2022/2023 and has set the contribution rates for 2023/2024 to 2025/2026. There has been a significant improvement in the Council's funding position resulting in the Council's overall position now being in surplus. However, it should be noted that the value of the surplus / deficit is highly dependent on market conditions at the time of the valuation and can vary significantly between valuations.

As at 31 March 2024 there was a net deficit relating to unfunded Teachers' Pensions attributable to Sefton of £3.964m (£4.598m as at 31 March 2023). The Council has budgeted to make these payments until there is no longer a liability.

Provisions, Contingencies, Write-Offs and Material Charges or Credits

The 2023/2024 accounts include a provision for the cost of NNDR checks, challenges and appeals. The total value of the Provision as at 31 March 2024 is £5.190m (£6.239m as at 31 March 2023). Sefton's share of the Provision as at 31 March 2024 is £5.138m (£6.177m as at 31 March 2023).

General Balances and Reserves

The Financial Overview on pages 12 to 15 show the General Balances of the Council split between Delegated Schools' and Non-Delegated Services. The Council's Non-Delegated Services' General Balances are £16.300m. This level of Balances is considered the least necessary given the financial risks faced by the Council, including the impact of current levels of inflation, Children's Social Care and other pressures on the Council's financial position in 2024/2025 and future years.

The Council has £63.709m of capital resources available as at 31 March 2024 (£45.302m as at 31 March 2023). These are amounts already received that will be used to fund the Council's Capital Investment Plan in 2024.2025 and future years (see pages 15 to 17). This Plan will be vital in assisting the Borough's recovery from the pandemic.

The Council also has £32.680m of Earmarked Reserves as at 31 March 2024 (£51.790m as at 31 March 2023). These are described in Note 34. Earmarked Reserves are held by the Council to fund anticipated future expenditure of a non-recurring nature. If these resources were not available, then the expenditure would need to be funded from the Council's in-year Revenue Budget which would require additional savings to be made in order to make funding available.

The Council also has £355.832m of Unusable Reserves as at 31 March 2024 (£296.269m as at 31 March 2023). These are accounts required under accounting regulations and are not available to support, or a call against, Council expenditure.

Material Events after the Reporting Date

There are no material events after the reporting date.

Conclusion

During the 2023/2024 financial year, the Council has continued to experience significant additional spending pressures but has been able to contain such costs within the overall budget. The overall outturn position is a small overspend which has reduced General Balances slightly from those originally budgeted for.

Decisions taken for the agreed 2024/2025 budget will increase General Fund balances from the 31 March 2024 position by nearly £14m. We will be looking to the Government to provide additional financial support beyond the amounts already announced. Maintaining financial sustainability will be a key part of the Council's recovery plan in order to continue to provide support to its residents, service users, council tax payers and the business community.

The Statement of Accounts is a complex document and is prepared within the guidelines set by the Chartered Institute of Public Finance and Accountancy. However, I would be interested to receive any suggestions as to how the Accounts, or the Executive Summary, could be improved. Please contact me at the address on page 159 of this document.

Stephan Van Arendsen

Executive Director of Corporate Resources and Customer Services

DRAFT

2 STATEMENT OF RESPONSIBILITIES FOR THE STATEMENT OF ACCOUNTS

The Authority's Responsibilities

The Authority is required to:

- Make arrangements for the proper administration of its financial affairs and to secure that one of its officers has the responsibility for the administration of those affairs. In Sefton that officer is the Executive Director of Corporate Resources and Customer Services.
- Manage its affairs to secure economic, efficient and effective use of resources and safeguard its assets.
- Approve the Statement of Accounts.

The Executive Director of Corporate Resources and Customer Services Responsibilities

The Executive Director of Corporate Resources and Customer Services is responsible for the preparation of the Authority's Statement of Accounts in accordance with proper practices as set out in the CIPFA/LASAAC Code of Practice on Local Authority Accounting in the United Kingdom (the Code).

In preparing this Statement of Accounts, the Executive Director of Corporate Resources and Customer Services has:

- selected suitable accounting policies and then applied them consistently;
- made judgements and estimates that were reasonable and prudent;
- complied with the local authority Code.

The Executive Director of Corporate Resources and Customer Services has also:

- kept proper accounting records which were up to date;
- taken reasonable steps for the prevention and detection of fraud and other irregularities.

Executive Director of Corporate Resources and Customer Services Statement

I certify that this Statement of Accounts gives a true and fair view of the financial position of Sefton Metropolitan Borough Council at 31 March 2024, and its income and expenditure for the financial year ended 31 March 2024.

Stephan Van Arendsen
Executive Director of Corporate Resources and Customer Services
Date: 31st May 2024

DRAFT

3 COMPREHENSIVE INCOME AND EXPENDITURE STATEMENT

This statement shows the accounting cost in the year of providing services in accordance with generally accepted accounting practices, rather than the amount to be funded from taxation. Authorities raise taxation to cover expenditure in accordance with statutory requirements; this may be different from the accounting cost. The taxation position is shown in both the Expenditure and Funding Analysis and the Movement in Reserves Statement.

2022/2023			Note	2023/2024		
Gross Expenditure	Gross Income	Net Expenditure / Income (-)		Gross Expenditure	Gross Income	Net Expenditure / Income (-)
£000s	£000s	£000s		£000s	£000s	£000s
1,348	-11	1,337	<u>Continuing Operations</u>			
159,898	-57,231	102,667	Strategic Management	1,191	-10	1,181
77,236	-4109	73,127	Adult Social Care	182,115	-66,894	115,221
38,779	-19,467	19,312	Children's Social Care	94,891	-7,164	87,727
113,544	-73,925	39,619	Communities	32,782	-16,696	16,086
25,528	-17,802	7,726	Corporate Resources	110,299	-73,990	36,309
19,335	-2,504	16,831	Economic Growth and Housing	21,378	-13,903	7,475
216,515	-204,578	11,937	Education Excellence	16,331	-2,613	13,718
19,010	-23,848	-4,838	Education Excellence - Schools	222,768	-208,092	14,676
24,650	-9,172	15,478	Health and Wellbeing	18,426	-25,361	-6,935
38,349	-14,124	24,225	Highways and Public Protection	23,036	-8,692	14,344
8,344	-11,180	-2,836	Operational In-House Services	35,531	-14,754	20,777
			Corporate Unallocated Costs	3,354	-6,151	-2,797
742,536	-437,951	304,585	Net Cost of Services	762,102	-444,320	317,782
			<u>Other Operating Income and Expenditure</u>			
		1,381	Precepts paid to Parish Councils			1,424
		35,317	Levies			36,288
		-2,588	Loss / Gain (-) on the disposal of non-current assets			8,219
		-1,037	8 Other Operating Income			-1,300
		33,073				44,631
			<u>Financing and Investment Income & Expenditure</u>			
		7,036	9 Interest payable and similar charges			6,378
		11,453	50 Net Interest on the Net Pension Defined Benefit Liability			892
		-2,093	Interest Receivable			-2,480
		-2,531	20 Income and Expenditure on Investment Properties			-2,688
		4,890	20 Changes in the Fair Value of Investment Properties			-703
		1,042	Changes in the Fair Value of Financial Instruments			206
		19,797				1,605
			<u>Taxation and Non-specific Grant Income</u>			
		-152,958	Income from Council Tax			-161,533
		-79,197	Non-Domestic Rates Income			-60,860
		-71,563	17 Non-Ringfenced Government Grants			-85,027
		-31,530	17 Capital Grants and Contributions			-40,799
		-335,248				-348,219
		22,207	5 Surplus (-) / Deficit on Provision of Services			15,799
		-2,259	37 Surplus (-) / Deficit on Revaluation of non-current assets			-15,822
		-433,417	39 Re-measurement of the Net Defined Benefit Liability			-55,712
		-435,676	Other Comprehensive Income and Expenditure			-71,534
		-413,469	Total Comprehensive Income and Expenditure			-55,735

4 MOVEMENT IN RESERVES STATEMENT

This statement shows the movement from the start of the year to the end on the different reserves held by the authority, analysed into 'usable reserves' (i.e. those that can be applied to fund expenditure or reduce local taxation) and other 'unusable reserves'. The Statement shows how the movements in year of the authority's reserves are broken down between gains and losses incurred in accordance with generally accepted accounting practices and the statutory adjustments required to return to the amounts chargeable to council tax (or rents) for the year. The Net Increase/Decrease line shows the statutory General Fund Balance movements in the year following those adjustments.

Movements in Reserves in 2023/2024	General Fund Balance	Earmarked Reserves Account	Capital Receipts Reserve	Capital Grants Unapplied	Total Usable Reserves	Unusable Reserves (Notes 38 to 43)	Total Authority Reserves
	£000	£000	£000	£000	£000	£000	£000
Balance at 1 April 2023	-29,985	-51,790	-10,967	-34,335	-127,077	-296,269	-423,346
Movements in Year							
Total Comprehensive Income and Expenditure	15,799	0	0	0	15,799	-71,534	55,735
Adjustments between accounting basis and funding basis under regulations (Note 7)	-3,379	0	-1,482	-16,919	-21,780	21,780	0
Net Increase before Transfers to Earmarked Reserves	12,420	0	-1,482	-16,919	-5,981	-49,754	-55,735
Transfers to / from Earmarked Reserves (Note 35)	-19,110	19,110	0	0	0	0	0
Decrease / Increase (-) in Year	-6,690	19,110	-1,482	-16,919	-5,981	-49,754	-55,735
Balance at 31 March 2024	-36,675	-32,680	-12,449	-51,254	-133,058	-346,023	-479,081

Movements in Reserves in 2022/2023	General Fund Balance	Earmarked Reserves Account	Capital Receipts Reserve	Capital Grants Unapplied	Total Usable Reserves	Unusable Reserves (Notes 38 to 43)	Total Authority Reserves
	£000	£000	£000	£000	£000	£000	£000
Balance at 1 April 2022	-33,087	-81,253	-6,260	-23,862	-144,462	134,585	-9,877
Movements in Year							
Total Comprehensive Income and Expenditure	22,207	0	0	0	22,207	-435,676	-413,469
Adjustments between accounting basis and funding basis under regulations (Note 7)	10,358	0	-4,707	-10,473	-4,822	4,822	0
Net Increase before Transfers to Earmarked Reserves	32,565	0	-4,707	-10,473	17,385	-430,854	-413,469
Transfers to / from Earmarked Reserves (Note 35)	-29,463	29,463	0	0	0	0	0
Decrease / Increase (-) in Year	3,102	29,463	-4,707	-10,473	17,385	-430,854	-413,469
Balance at 31 March 2023	-29,985	-51,790	-10,967	-34,335	-127,077	-296,269	-423,346

5 BALANCE SHEET

The Balance Sheet shows the value as at the Balance Sheet date of the assets and liabilities recognised by the Authority. The net assets of the Authority (assets less liabilities) are matched by the reserves held by the Authority. Reserves are reported in two categories. The first category of reserves are usable reserves, i.e. those reserves that the authority may use to provide services, subject to the need to maintain a prudent level of reserves and any statutory limitations on their use (for example the Capital Receipts Reserve that may only be used to fund capital expenditure or repay debt). The second category of reserves is those that the Authority is not able to use to provide services. This category of reserves includes reserves that hold unrealised gains and losses (for example the Revaluation Reserve), where amounts would only become available to provide services if the assets are sold; and reserves that hold timing differences shown in the Movement in Reserves Statement line 'Adjustments between accounting basis and funding basis under regulations'.

<u>31 March</u> <u>2023</u> £000s		<u>Note</u>	<u>31 March</u> <u>2024</u> £000s
508,837	Property, Plant and Equipment	18	530,515
13,149	Heritage Assets	19	13,149
27,315	Investment Property	20	28,137
1,471	Intangible Assets	21	1,520
12,032	Long Term Investments	23	11,101
8,621	Long Term Debtors	24	10,866
571,425	Long-Term Assets		595,288
4,881	Assets Held for Sale	25	6,019
693	Inventories		662
77,085	Short Term Debtors	26	77,040
5,086	Prepayments	26	10,949
26,305	Cash and Cash Equivalents	27	-1,577
114,050	Current Assets		93,093
-12,995	Current Portion of Long-Term Borrowing	53	-10,506
-63,526	Short Term Creditors	28	-64,888
-15,195	Receipts in Advance	29	-17,193
-983	Deferred Liabilities	31	-1,103
-92,699	Current Liabilities		-93,690
-9,600	Provisions	30	-8,871
-121,798	Long Term Borrowing	53	-127,953
-5,498	Deferred Liabilities	31	-4,415
-32,534	Pensions Asset / Liability (-)	50	25,629
-169,430	Long Term Assets / Liabilities (-)		-115,610
423,346	Net Assets / Liabilities (-)		479,081

31 March 2023 £000s	Balance Sheet (Continued)	Note	31 March 2024 £000s
	<u>Reserves</u>		
	<u>Usable Reserves</u>		
-17,994	General Fund - Delegated Schools	33	-20,375
-11,991	General Fund - Non-Delegated Services	33	-16,300
-51,790	Earmarked Reserves	34	-32,680
-10,967	Capital Receipts Reserve	35	-12,449
-34,335	Capital Grants and Contributions Unapplied	36	-51,254
-127,077			-133,058
	<u>Unusable Reserves</u>		
-92,233	Revaluation Reserve	37	-106,618
-232,111	Capital Adjustment Account	38	-243,250
192	Financial Instruments Adjustment Account		148
-278	Pooled Investment Funds Adjustment Account		-71
-2,232	Deferred Capital Receipts		-2,232
32,534	Pensions Reserve	39	-25,629
-24,653	Collection Fund Adjustment Account	40	-9,999
5,452	Accumulated Absences Account	41	5,507
17,060	Dedicated Schools Grant Adjustment Account	42	36,121
-296,269			-346,023
-423,346	Total Reserves		-479,081

The Notes on pages 35 to 110 form part of the financial statements.

6 CASH FLOW STATEMENT

The Cash Flow Statement shows the changes in cash and cash equivalents of the Authority during the reporting year. The statement shows how the Authority generates and uses cash and cash equivalents by classifying cash flows as operating, investing and financing activities. The amount of net cash flows arising from operating activities is a key indicator of the extent to which the operations of the Authority are funded by way of taxation and grant income or from the recipients of services provided by the Authority. Investing activities represent the extent to which cash outflows have been made for resources which are intended to contribute to the Authority's future service delivery. Cash flows arising from financing activities are useful in predicting claims on future cash flows by providers of capital (i.e. borrowing) to the Authority.

<u>2022/2023</u> £000s		Note	<u>2023/2024</u> £000s
	<u>Operating Activities</u>		
22,207	Net deficit on the provision of services		15,799
-11,800	Adjustments to net surplus or deficit on the provision of services for non-cash movements	45	-5,678
34,108	Adjustments for items included in the net surplus or deficit on the provision of services that are investing and financing activities	45	33,010
44,515	Net cash flows from Operating Activities		43,131
	<u>Investing Activities</u>		
30,701	Purchase of property, plant and equipment, investment property and intangible assets		33,247
10	Purchase of short-term and long-term investments		0
-8,456	Proceeds from the sale of property, plant and equipment, investment property and intangible assets		-3,908
0	Proceeds from short-term and long-term investments		-724
-28,732	Other receipts from investing activities		-42,309
-6,477	Net cash flows from Investing Activities		-13,694
	<u>Financing Activities</u>		
0	Cash receipts of short- and long-term borrowing		-15,000
-460	Other receipts from financing activities		0
496	Cash payments for the reduction of the outstanding liabilities relating to finance leases and on-balance sheet PFI contracts		525
33,949	Repayments of short- and long-term borrowing		12,353
0	Other payments for financing activities		567
33,985	Net cash flows from Financing Activities	45	-1,555
72,023	Net decrease / (increase) in cash and cash equivalents		-26,305
-98,328	Cash and cash equivalents at the beginning of the reporting period		27,882
-26,305	Cash and cash equivalents at the end of the reporting period	27	1,577

7 NOTES TO THE FINANCIAL STATEMENTS - EXPENDITURE AND FUNDING ANALYSIS

The Expenditure and Funding Analysis shows how annual expenditure is used and funded from resources (government grants, rents, council tax and business rates) by local authorities in comparison with those resources consumed or earned by authorities in accordance with generally accepted accounting practices. It also shows how this expenditure is allocated for decision making purposes between the council's directorates/services/departments. Income and expenditure accounted for under generally accepted accounting practices is presented more fully in the Comprehensive Income and Expenditure Statement.

2023/2024	Net Expenditure Chargeable to General Fund Balances	Adjustments between the Funding and Accounting Basis (Note 6)	Net Expenditure in the Comprehensive Income and Expenditure Statement
Strategic Management	1,166	15	1,181
Adult Social Care	113,867	1,354	115,221
Children's Social Care	87,331	396	87,727
Communities	13,269	2,817	16,086
Corporate Resources	33,158	3,151	36,309
Economic Growth and Housing	5,690	1,785	7,475
Education Excellence	17,104	-3,386	13,718
Education Excellence - Schools	-5,440	20,116	14,676
Health and Wellbeing	16,415	-23,350	-6,935
Highways and Public Protection	7,508	6,836	14,344
Operational In-House Services	17,404	3,373	20,777
Corporate Unallocated Costs	4,303	-7,100	-2,797
Net Cost of Services	311,775	6,007	317,782
Other Operating Income and Expenditure	37,618	7,013	44,631
Financing and Investment Income & Expenditure	8,464	-6,859	1,605
Taxation and Non-specific Grant Income	-345,437	-2,782	-348,219
Other Income and Expenditure	-299,355	-2,628	-301,983
Deficit/(Surplus) on Provision of Services	12,420	3,379	15,799

Opening General Fund Balance	-81,775
Less: Loss in the Year	12,420
Closing General Fund Balance	-69,355
Analysis of Closing General Fund Balance:	
General Fund - Delegated Schools	-20,375
General Fund - Non-Delegated Services	-16,300
Earmarked Reserves	-32,680
Closing General Fund Balance	-69,355

The following table shows the comparative information for 2022/2023:

2022/2023	Net Expenditure Chargeable to General Fund Balances	Adjustments between the Funding and Accounting Basis (Note 6)	Net Expenditure in the Comprehensive Income and Expenditure Statement
Strategic Management	1,160	177	1,337
Adult Social Care	98,971	3,696	102,667
Children's Social Care	70,684	2,443	73,127
Communities	14,077	5,235	19,312
Corporate Resources	31,661	7,958	39,619
Economic Growth and Housing	4,723	3,003	7,726
Education Excellence	12,718	4,113	16,831
Education Excellence - Schools	-2,044	13,981	11,937
Health and Wellbeing	17,570	-22,408	-4,838
Highways and Public Protection	8,425	7,053	15,478
Operational In-House Services	17,322	6,903	24,224
Corporate Unallocated Costs	-3,938	1,102	-2,836
Net Cost of Services	271,329	33,256	304,585
Other Operating Income and Expenditure	36,604	-3,531	33,073
Financing and Investment Income & Expenditure	8,675	11,122	19,797
Taxation and Non-specific Grant Income	-284,043	-51,205	-335,248
Other Income and Expenditure	-238,764	-43,614	-282,378
Deficit/(Surplus) on Provision of Services	32,565	-10,358	22,207
Opening General Fund Balance	-114,340		
Plus: Surplus in the Year	32,565		
Closing General Fund Balance	-81,775		
Analysis of Closing General Fund Balance:			
General Fund - Delegated Schools	-17,994		
General Fund - Non-Delegated Services	-11,991		
Earmarked Reserves	-51,790		
Closing General Fund Balance	-81,775		

8 OTHER NOTES TO THE FINANCIAL STATEMENTS

1 PRIOR PERIOD COMPARATORS / ADJUSTMENTS

Transfers between Services

At the beginning of 2023/2024 the Council transferred functions of the Communities service into the Children's Social Care service. The amounts are not considered material enough to warrant a Prior Period Adjustment to ensure comparability between the two years.

Changes to the 2022/2023 Statement of Accounts Post Publication

Sefton's updated draft Statement of Accounts was published at the beginning of November 2023. Subsequent to this it was identified that three changes would be required to the draft Statement of Accounts and would be included in the final published Statement of Accounts following completion of the audit. As the audit has yet to be finalised the updated Statement of Accounts has yet to be published. However, the comparator figures in these Statement of Accounts have been adjusted to reflect the required changes. The impact of the changes on the figures included in the published 2022/2023 draft Statement of Accounts are shown below:

Capital Receipts

It was identified that an item classified as a Capital Receipt has yet to be received and should therefore be classified as a Deferred Capital Receipt.

<u>Balance Sheet</u>	2022/2023 Statement of Accounts	Adjustments	Restated Figures
	£000	£000	£000
Capital Receipts	-13,199	2,232	-10,967
Deferred Capital Receipts	0	-2,232	-2,232

Asset Revaluations / Capital Grants Utilisation

The revaluation of two assets took place after the draft accounts had been published. In addition, an error was identified in the application of Capital Grants. The impact of these on the main financial statements is shown below:

<u>Balance Sheet</u>	2022/2023 Statement of Accounts	Adjustments	Restated Figures
	£000	£000	£000
Property, Plant & Equipment – Other Land & Buildings	511,361	-2,524	508,837
Investment Properties	31,385	-4,070	27,315
Capital Grants & Contributions Unapplied	-32,440	-1,895	-34,335
Capital Adjustment Account	-240,600	8,489	-232,111

<u>Income & Expenditure Statement</u>	2022/2023 Statement of Accounts	Adjustments	Restated Figures
	£000	£000	£000
Corporate Unallocated Costs	-5,360	2,524	-2,836
Changes in the Fair Value of Investment Properties	820	4,070	4,890
Surplus (-) / Deficit on Provision of Services	15,613	6,594	22,207
Total Comprehensive Income and Expenditure	-420,063	6,594	-413,469

Other Statements and Notes have also been updated to reflect the above adjustments.

2 **ACCOUNTING STANDARDS ISSUED BUT HAVE NOT YET BEEN ADOPTED**

At the balance sheet date, the following new standards and amendments to existing standards have been published but not yet adopted by the Code of Practice of Local Authority Accounting in the United Kingdom:

- IFRS 16 Leases issued in January 2016
- Classification of Liabilities as Current or Non-current (Amendments to IAS 1) issued in January 2020
- Lease Liability in a Sale and Leaseback (Amendments to IFRS 16) issued in September 2022
- Non-current Liabilities with Covenants (Amendments to IAS 1) issued in October 2022
- International Tax Reform: Pillar Two Model Rules (Amendments to IAS 12) issued in May 2023
- Supplier Finance Arrangements (Amendments to IAS 7 and IFRS 7) issued in May 2023.

IFRS 16 Leases: This standard's main impact is to remove the traditional distinction between finance leases and operating leases. Finance leases have effectively been accounted for as acquisitions (with the asset on the Balance Sheet, together with a liability to pay for the asset acquired). In contrast, operating leases have been treated as 'pay as you go' arrangements, with rentals expensed in the year they are paid. IFRS 16 requires all substantial leases to be accounted for using the acquisition approach, recognising the rights acquired to use an asset. The impact of the standard is not known as of 31st March 2024. The Local Authority will implement the standard upon the mandatory introduction of the standard which is from 1 April 2024 and therefore included in the 2024/25 Statement of Accounts.

The other amendments are not expected to have a material impact on the Council's single entity statements or group statements.

3 **CRITICAL JUDGEMENTS IN APPLYING ACCOUNTING POLICIES**

In applying the accounting policies set out in Note 55, the Authority has had to make certain judgements about complex transactions or those involving uncertainty about future events. The critical judgements made in the Statement of Accounts are:

- There is a high degree of uncertainty about future levels of funding for local government (see Narrative Report). However, the Authority has determined that this uncertainty is not yet sufficient to provide an indication that the assets of the Authority might be impaired as a result of a need to close facilities and reduce levels of service provision.
- The Council has a material interest in Sefton New Directions Limited, an entity which conducts some of the Council's adult and social care activities. It has been deemed that Sefton New Directions Limited is a subsidiary of the Council and group accounts are required to be prepared.
- The Council has a material interest in Sandway Homes Limited, an entity which engages in housebuilding activity. It has been deemed that Sandway Homes Limited is a subsidiary of the Council and group accounts are required to be prepared.
- The Council has a material interest in Sefton Hospitality Operations Limited, an entity which engages in hospitality activity. It has been deemed that Sefton Hospitality Operations Limited is a subsidiary of the Council and group accounts are required to be prepared.
- The Council has joint working arrangements with Cheshire & Merseyside ICB in Sefton for the provision of intensive care packages for service users with a learning disability and the provision of an Integrated Community Equipment Service. In total £5.128m has been expended on both services in 2023/24. The Council does not consolidate both elements into its financial statements but only accounts for its own expenditure (see Note 10).
- The Council has given a number of warranties, from the date of transfer, for up to 17 years (One Vision Housing Limited) and 35 years (Prudential Trustee Company Limited) in respect of statements, title, encumbrances, planning matters, statutory obligations, adverse orders, tenancies, information and statistics supplied, sales off, disputes and litigation, rights of entry to maintain and repair, absence of adverse replies, electricity sub-stations and shop leases, leasehold property, way leaves, telecommunications and works undertaken. In addition,

warranties for 20 years have been given to both parties in respect of claims for asbestos and a warranty not exceeding £100,500,000 for up to 20 years in respect of environmental pollution has been given to One Vision Housing Limited. There is currently no liability. However, the Council has set aside resources in an earmarked reserve in case it is required to pay out under these warranties.

- Investment properties have been estimated using the identifiable criteria under IFRS of being held for rental income or for capital appreciation. These properties have been assessed using these criteria, which is subject to interpretation.
- The Council has examined its leases and classified them as either operational or finance leases. In some cases, the lease transaction is not always conclusive, and the Council uses judgement in determining whether the lease is a finance lease arrangement that transfers substantially all the risks and rewards incidental to ownership. In reassessing the lease, the Council has estimated the implied interest rate within the lease to calculate interest and principal payments.
- The Council does not recognise Voluntary Aided, Academies or Free schools on its Balance Sheet. All other types of school are recognised on the Council's Balance Sheet.

4 **ASSUMPTIONS MADE ABOUT THE FUTURE AND OTHER MAJOR SOURCES OF ESTIMATION UNCERTAINTY**

The preparation of financial statements requires management to make judgements, estimates and assumptions that amounts reported for assets and liabilities as at the balance sheet date and the amounts reported for the revenues and during the year. However, the nature of estimation means that actual outcomes could differ from those estimates.

The key judgements and estimation uncertainty that have a significant risk of causing material adjustment to the carrying of assets and liabilities within the next financial year are as follows (note that the percentages quoted are for illustrative purposes only and are not an indication of the potential impact):

Item	Uncertainties	Effect if Actual Results Differ from Assumptions
Property, Plant and Equipment	<p>Asset valuations are based on market prices and are periodically reviewed to ensure that the Council does not materially misstate its non-current assets.</p> <p>Assets are depreciated over useful lives that are dependent on assumptions about the level of repairs and maintenance that will be incurred in relation to individual assets. The current economic climate makes it uncertain that the Authority will be able to sustain its current spending on repairs and maintenance, bringing into doubt the useful lives assigned to assets.</p> <p>The total value of PP&E as at 31 March 2024 is £530.515m.</p>	<p>A reduction in the estimated valuations would result in reductions to the Revaluation Reserve and / or a loss recorded as appropriate in the Comprehensive Income and Expenditure Statement.</p> <p>A 10% reduction in Net Book Value would equate to £53.5m.</p> <p>If the useful life of assets is reduced, depreciation increases and the carrying amount of the assets falls.</p> <p>It is estimated that the annual depreciation charge for assets would increase by about £1m for every year that useful lives had to be reduced.</p>
Investment Properties	<p>The Council's valuers use valuation techniques to determine the fair value of investment property.</p> <p>The total value of Investment Properties as at 31 March 2024 is £28.137m.</p>	<p>Estimated fair values may differ from the actual prices that could be achieved in an arm's length transaction at the reporting date.</p> <p>A 10% reduction in Net Book Value would equate to £2.8m.</p>

<p>Provision for NNDR Checks, Challenges & Appeals</p>	<p>A provision has been made in respect of checks, challenges, and appeals against the rateable value of business properties. The provision represents the best estimate of the amount that would be repaid to businesses in respect of business rates charged up to 31 March 2023. The total provision recorded on the Collection Fund is £5.190m (Sefton's share is £5.138m).</p> <p>This estimate has been calculated using the Valuation Office Agency (VOA) list of checks, challenges, and appeals outstanding on the 2017 and 2023 Rating Lists at 31 March 2024.</p> <p>The actual value of refunds due as a result of successful checks, challenges, and appeals may be materially different from those on previous rating lists or those already settled on the current rating list.</p>	<p>An increase of 1% in the reduction in Rateable Value on outstanding challenges and appeals against the 2017 Rating List would require an increase of £0.312m in the total provision (Sefton's share would be £0.309m).</p> <p>An increase of 1% in the reduction in Rateable Value on outstanding checks and challenge and forecast future threats of checks and challenges against the 2023 Rating List would require an increase of £0.137m in the total provision (Sefton's share would be £0.135m).</p>
<p>Pensions Liability</p>	<p>Estimation of the net liability to pay pensions depends on a number of complex judgements relating to the discount rate used, the rate at which salaries are projected to increase, changes in retirement ages, mortality rates and expected returns on pension fund assets. A firm of consulting actuaries is engaged to provide the Authority with expert advice about the assumptions to be applied.</p> <p>As at 31 March 2024 the value of assets was £1,171,639m and liabilities was £1,146,010m. The net asset is therefore £25.629m.</p>	<p>The effects on the net pension liability of changes in individual assumptions can be measured.</p> <p>The impact of changes in individual assumptions are shown in Note 50, as required by the Code of Practice.</p>
<p>Arrears</p>	<p>At 31 March 2024, Sefton had a net balance of sundry debtor accounts issued by the Authority but not yet paid of £39.376m. A review of significant balances suggested that an impairment of doubtful debts of approximately 13% (£5.309m) was appropriate for these accounts.</p> <p>At 31 March 2024, Sefton had a balance of Council Tax arrears (including Court Costs) of £41.455m (Sefton's share only). A review of significant balances suggested that an impairment of doubtful debts of approximately 76% (£31.580m) was appropriate for these accounts.</p> <p>At 31 March 2024, Sefton had a balance of NNDR arrears (including Court Costs) of £8.405m (Sefton's share only). A review of significant balances suggested that an impairment of doubtful debts of approximately 69% (£5.831m) was appropriate for these accounts.</p> <p>At 31 March 2024, Sefton had a balance of Housing Benefit arrears of £5.354m. A review of significant balances suggested that an impairment of doubtful debts of approximately 39% (£2.071m) was appropriate for these accounts.</p> <p>However, in the current economic climate it is possible that such allowances would not be sufficient.</p>	<p>If collection rates were to deteriorate, an increase of 10% in the amount of the impairment of doubtful debts would require an additional £9.5m to be set aside as an allowance.</p>

5 EXPENDITURE AND INCOME ANALYSED BY NATURE

2022/2023 £000s		2023/2024 £000s
	<u>Expenditure</u>	
277,614	Employee benefit expenses	256,053
430,910	Other service expenses	500,578
34,187	Depreciation, amortisation and impairment	22,912
7,039	Interest Payments	6,378
36,698	Precepts and Levies	20,438
3,344	Gain / Loss on Disposal of Non-Current Assets and Changes in Fair Value of Investment Properties and Financial Instruments	7,722
11,453	Net Interest on the Net Pension Defined Benefit Liability	892
801,245	Total Expenditure	814,973
	<u>Income</u>	
-78,124	Fees, charges and other service income	-83,885
-2,420	Interest and Investment Income	-3,371
-232,155	Income from council tax and non-domestic rate income	-222,393
-466,339	Government Grants and Contributions	-489,525
-779,038	Total Income	-799,174
22,207	Surplus (-) / Deficit on the Provision of Services	15,799

6 NOTE TO THE EXPENDITURE AND FUNDING ANALYSIS

Adjustments between Funding and Accounting Basis in 2023/2024

Adjustments from General Fund to Arrive at the Comprehensive Income and Expenditure Statement amounts.	Adjustments for Capital Purposes	Net change for the Pensions Adjustment	Other Differences	Total Adjustments
	£000	£000	£000	£000
Strategic Management	0	15	0	15
Adult Social Care	1,008	257	9	1,354
Children's Social Care	69	316	11	396
Communities	2,712	147	-42	2,817
Corporate Resources	2,780	359	12	3,151
Economic Growth and Housing	1,881	136	-232	1,785
Education Excellence	-3,475	87	2	-3,386
Education Excellence - Schools	341	745	19,030	20,116
Health and Wellbeing	0	12	-23,362	-23,350
Highways and Public Protection	7,336	94	-594	6,836
Operational In-House Services	4,351	391	-1,369	3,373
Corporate Unallocated Costs	478	-5,902	-1,676	-7,100
Net Cost of Services	17,561	-3,343	-8,211	6,007
Other Income and Expenditure	-45,209	892	41,938	-2,379
Surplus (-) or Deficit	-27,897	-2,451	33,727	3,379

Adjustments between Funding and Accounting Basis in 2022/2023

Adjustments from General Fund to Arrive at the Comprehensive Income and Expenditure Statement amounts.	Adjustments for Capital Purposes	Net change for the Pensions Adjustment	Other Differences	Total Adjustments
	£000	£000	£000	£000
Strategic Management	0	176	1	177
Adult Social Care	923	2,756	17	3,696
Children's Social Care	42	2,386	15	2,443
Communities	2,957	2,369	-91	5,235
Corporate Resources	4,028	3,905	25	7,958
Economic Growth and Housing	1,803	1,427	-227	3,003
Education Excellence	3,319	790	4	4,113
Education Excellence - Schools	143	8,147	5,691	13,981
Health and Wellbeing	0	214	-22,622	-22,408
Highways and Public Protection	6,344	1,023	-314	7,053
Operational In-House Services	4,223	4,225	-1,545	6,903
Corporate Unallocated Costs	2,450	219	-1,567	1,102
Net Cost of Services	26,232	27,637	-20,613	33,256
Other Income and Expenditure	-39,162	11,453	-15,905	-43,614
Surplus (-) or Deficit	-12,930	39,090	-36,518	-10,358

Adjustments for Capital Purposes

Adjustments for capital purposes – this column adds in depreciation and impairment and revaluation gains and losses in the services line, and for:

- **Other operating expenditure** – adjusts for capital disposals with a transfer of income on disposal of assets and the amounts written off for those assets.
- **Financing** and investment income and expenditure – the statutory charges for capital financing i.e. Minimum Revenue Provision and other revenue contributions are deducted from other income and expenditure as these are not chargeable under generally accepted accounting practices.
- **Taxation and non-specific grant income and expenditure** – capital grants are adjusted for income not chargeable under generally accepted accounting practices. Revenue grants are adjusted from those receivable in the year to those receivable without conditions or for which conditions were satisfied throughout the year. The Taxation and Non-Specific Grant Income and Expenditure line is credited with capital grants receivable in the year without conditions or for which conditions were satisfied in the year.

Change for the Pensions Adjustments

Net change for the removal of pension contributions and the addition of IAS 19 Employee Benefits pension related expenditure and income:

- For **services** this represents the removal of the employer pension contributions made by the authority as allowed by statute and the replacement with current service costs and past service costs.
- For **Financing and investment income and expenditure** – the net interest on the defined benefit liability is charged to the CIES.

Other Differences

Other differences between amounts debited/credited to the Comprehensive Income and Expenditure Statement and amounts payable/receivable to be recognised under statute:

- For **Financing and investment income and expenditure** the other differences column recognises adjustments to the General Fund for the timing differences for premiums and discounts.

- The charge under **Taxation and non-specific grant income and expenditure** represents the difference between what is chargeable under statutory regulations for council tax and NDR that was projected to be received at the start of the year and the income recognised under generally accepted accounting practices in the Code. This is a timing difference as any difference will be brought forward in future Surpluses or Deficits on the Collection Fund.

In addition, this includes differences between how expenditure and income is reported to management and how it needs to be shown in the Income and Expenditure Account, e.g. Public Health Grant and Prudential Borrowing costs charged to Services.

Segmental Analysis of Revenues from External Customers

<u>2022/2023</u> £000s		<u>2023/2024</u> £000s
-11	Strategic Management	0
-22,140	Adult Social Care	-27,521
-246	Children's Social Care	-309
-7,910	Communities	-8,824
-6,147	Corporate Resources	-4,593
-4,162	Economic Growth and Housing	-3,793
-1,733	Education Excellence	-1,915
-4,809	Education Excellence - Schools	-5,577
-17	Health and Wellbeing	-20
-8,634	Highways and Public Protection	-8,261
-13,537	Operational In-House Services	-14,049
-7,741	Corporate Unallocated Costs	-5,014
-77,087	Net Cost of Services	-79,876
-1,037	Other Income and Expenditure	-4,009
-78,124	Surplus on the Provision of Services	-83,885

7 ADJUSTMENTS BETWEEN ACCOUNTING BASIS AND FUNDING BASIS UNDER REGULATIONS

This note details the adjustments that are made to the total comprehensive income and expenditure recognised by the Authority in the year in accordance with proper accounting practice to the resources that are specified by statutory provisions as being available to the Authority to meet future capital and revenue expenditure.

Descriptions of the reserves that the adjustments are made against can be found in the relevant notes for each reserve.

Adjustments in 2023/2024	General Fund Balance £000	Capital Receipts Reserve £000	Capital Grants Unapplied £000	Unusable Reserves £000
Adjustments primarily involving the Capital Adjustment Account:				
<u>Reversal of items debited or credited to the Comprehensive Income and Expenditure Statement:</u>				
Charges for depreciation of non-current assets	-20,601			20,601
Revaluation gains / losses on non-current assets	6,153			-6,153
Movements in the market value of Investment Properties	703			-703
Amortisation of intangible assets	-1,424			1,424
Capital grants and contributions applied	12,774			-12,774
Revenue expenditure funded from capital under statute - Gross	-7,041			7,041
Revenue expenditure funded from capital under statute – Related Capital Grants and Contributions	6,779			-6,779
Amounts of non-current assets written off on disposal or sale as part of the gain/loss on disposal to the Comprehensive Income and Expenditure Statement	-10,863			10,863
Amortisation of Deferred Income re. Crosby PFI Scheme	107			-107
<u>Insertion of items not debited or credited to the Comprehensive Income and Expenditure Statement:</u>				
Statutory provision for the financing of capital investment	7,735			-7,735
Capital expenditure charged against the General Fund	1,847			-1,847
Adjustments primarily involving the Capital Grants Unapplied Account:				
Capital grants and contributions unapplied credited to the Comprehensive Income and Expenditure Statement	34,206		-34,206	
Reversal of capital grants and contributions unapplied previously credited to the Comprehensive Income and Expenditure Statement	-6,181		6,181	
Application of grants to capital financing transferred to the Capital Adjustment Account			11,106	-11,106
Adjustments primarily involving the Capital Receipts Reserve:				
Transfer of cash sale proceeds credited as part of the gain/loss on disposal to the Comprehensive Income and Expenditure Statement	2,644	-2,644		
Transfers to Usable Capital Receipts not relating to the disposal of assets	1,264	-1,264		
Use of the Capital Receipts Reserve to finance new capital expenditure		2,426		-2,426

Adjustments in 2023/2024 Continued	General Fund Balance £000	Capital Receipts Reserve £000	Capital Grants Unapplied £000	Unusable Reserves £000
Adjustment primarily involving the Financial Instruments Adjustment Account: Amount by which finance costs charged to the Comprehensive Income and Expenditure Statement are different from finance costs chargeable in the year in accordance with statutory requirements	44			-44
Adjustment primarily involving the Pooled Investment Funds Adjustment Account: Amount by which Financial Instruments held under Fair Value through Profit & Loss are subject to MHCLG statutory over-ride.	-206			206
Adjustments primarily involving the Pensions Reserve: Reversal of items relating to retirement benefits debited or credited to the Comprehensive Income and Expenditure Statement	-25,644			25,644
Employer's pensions contributions and direct payments to pensioners payable in the year	28,095			-28,095
Adjustments primarily involving the Collection Fund Adjustment Account: Amount by which council tax income credited to the Comprehensive Income and Expenditure Statement is different from council tax income and non-domestic rates income calculated for the year in accordance with statutory requirements	-14,654			14,654
Adjustment primarily involving the Accumulated Absences Account: Amount by which officer remuneration charged to the Comprehensive Income and Expenditure Statement on an accruals basis is different from remuneration chargeable in the year in accordance with statutory requirements	-55			55
Adjustment primarily involving the Dedicated Schools Grant Adjustment Account: Transfer of Dedicated Schools Grant (DSG) over/(underspend) to the DSG Adjustment Account	-19,061			19,061
Total Adjustments	-3,379	-1,482	-16,919	21,780

The table below shows the comparative figures for 2022/23:

Adjustments in 2022/2023	General Fund Balance £000	Capital Receipts Reserve £000	Capital Grants Unapplied £000	Unusable Reserves £000
Adjustments primarily involving the Capital Adjustment Account: <u>Reversal of items debited or credited to the Comprehensive Income and Expenditure Statement:</u> Charges for depreciation of non-current assets	-20,633			20,633
Revaluation losses on non-current assets	-3,341			3,341
Movements in the market value of Investment Properties	-4,890			4,890
Amortisation of intangible assets	-944			944
Capital grants and contributions applied	13,081			-13,081
Revenue expenditure funded from capital under statute - Gross	-9,269			9,269
Revenue expenditure funded from capital under statute – Related Capital Grants and Contributions	9,269			-9,269

Adjustments in 2022/2023 Continued	General Fund Balance £000	Capital Receipts Reserve £000	Capital Grants Unapplied £000	Unusable Reserves £000
Amounts of non-current assets written off on disposal or sale as part of the gain/loss on disposal to the Comprehensive Income and Expenditure Statement	-4,965			4,965
Amortisation of Deferred Income re. Crosby PFI Scheme	107			-107
<u>Insertion of items not debited or credited to the Comprehensive Income and Expenditure Statement:</u>				
Statutory provision for the financing of capital investment	7,479			-7,479
Capital expenditure charged against the General Fund	1,172			-1,172
Adjustments primarily involving the Capital Grants Unapplied Account:				
Capital grants and contributions unapplied credited to the Comprehensive Income and Expenditure Statement	22,392		-22,392	
Reversal of capital grants and contributions unapplied previously credited to the Comprehensive Income and Expenditure Statement	-3,943		3,943	
Application of grants to capital financing transferred to the Capital Adjustment Account			7,976	-7,976
Adjustments primarily involving the Capital Receipts Reserve:				
Transfer of cash sale proceeds credited as part of the gain/loss on disposal to the Comprehensive Income and Expenditure Statement	7,553	-7,553		
Transfers to Usable Capital Receipts not relating to the disposal of assets	903	-903		
Reclassification of Deferred Capital Receipts		2,232		-2,232
Adjustment primarily involving the Financial Instruments Adjustment Account:				
Amount by which finance costs charged to the Comprehensive Income and Expenditure Statement are different from finance costs chargeable in the year in accordance with statutory requirements	59			-59
Adjustment primarily involving the Pooled Investment Funds Adjustment Account:				
Amount by which Financial Instruments held under Fair Value through Profit & Loss are subject to MHCLG statutory over-ride.	-1,042			1,042
Adjustments primarily involving the Pensions Reserve:				
Reversal of items relating to retirement benefits debited or credited to the Comprehensive Income and Expenditure Statement	-61,162			61,162
Employer's pensions contributions and direct payments to pensioners payable in the year	22,073			-22,073
Adjustments primarily involving the Collection Fund Adjustment Account:				
Amount by which council tax income credited to the Comprehensive Income and Expenditure Statement is different from council tax income and non-domestic rates income calculated for the year in accordance with statutory requirements	42,300			-42,300

Adjustments in 2022/2023 Continued	General Fund Balance £000	Capital Receipts Reserve £000	Capital Grants Unapplied £000	Unusable Reserves £000
Adjustment primarily involving the Accumulated Absences Account: Amount by which officer remuneration charged to the Comprehensive Income and Expenditure Statement on an accruals basis is different from remuneration chargeable in the year in accordance with statutory requirements	121			-121
Adjustment primarily involving the Dedicated Schools Grant Adjustment Account: Transfer of Dedicated Schools Grant (DSG) over/(underspend) to the DSG Adjustment Account	-5,962			5,962
Total Adjustments	10,358	-4,707	-10,473	4,822

8 **OTHER OPERATING INCOME**

An analysis of amounts of Other Income not included in the Net Cost of Services but credited to the Comprehensive Income and Expenditure Statement is shown below:

<u>2022/2023</u> £000s	<u>Other Income</u>	<u>2023/2024</u> £000s
-809	Capital Receipts re. Former Council Dwellings	-523
-94	Other Capital Receipts not relating to the Disposal of Council Assets	-741
-134	Sefton's share of a VAT Shelter Agreement with One Vision Housing	-36
-1,037		-1,300

9 **INTEREST PAYABLE AND SIMILAR CHARGES**

Charges to the Comprehensive Income and Expenditure Account during the year were as follows:

<u>2022/2023</u> £000s		<u>2023/2024</u> £000s
6,392	External Interest Charges	5,651
298	Finance Charge re. Leasing Agreements	298
346	Finance Charge re. PFI Schemes	429
7,036	Total	6,378

10 **POOLED BUDGETS**

Under section 75 of the National Health Service Act 2006, local authority and NHS bodies are able to enter into joint working arrangements with the NHS. Pooled funds, with resources provided by local and health authorities, offer the opportunity for the provision of seamless health and social services. Partners remain accountable for their services that are part of the pooled budget. A key feature of the pool is that the use of resources will be dictated by the needs of clients, rather than respective contributions.

Provision of intensive care packages for service users with a learning disability

Sefton Council has a joint working arrangement with Cheshire & Merseyside ICB in Sefton for the provision of intensive care packages for service users with a learning disability. Contributions of £1.727m from Cheshire & Merseyside ICB (£1.385m in 2022/2023 from CCG's) and £1.448m from

Sefton Council (£1.305m in 2022/2023), £3.175m in total (£2.690m in 2022/2023), have been fully expended on purchasing of care packages to meet the health and social care needs of this client group. Sefton's contribution has been financed from within the Adult Social Care budget and is included in the Comprehensive Income and Expenditure Statement under this heading.

Provision of an Integrated Community Equipment Service

Sefton has a joint working arrangement with Cheshire & Merseyside ICB for the provision of an Integrated Community Equipment Service, providing an appropriate range of equipment to meet assessed needs and to support intermediate care, hospital discharge, rehabilitation and independent living in the community. Contributions of £1.009m from Cheshire & Merseyside ICB (£0.876m in 2022/2023 South Sefton CCG/ Cheshire & Merseyside ICB) and £0.944m from Sefton Council (£0.819m in 2022/2023); £1.953m in total (£1.696m in 2022/23), have been fully expended on the provision of this service. Sefton's contribution has been financed from within the Adult Social Care budget and is included in the Comprehensive Income and Expenditure Statement under this heading.

Better Care Fund

The Council operates a pooled fund in partnership with Cheshire & Merseyside ICB, which replaced South Sefton Clinical Commissioning Group (CCG) and Southport and Formby CCG part year 2022/2023. The fund is hosted by the Council.

The Better Care Fund creates a local single pooled budget to incentivise the integration of health and social care and encourage the NHS and Local Government to work more closely together around people, placing their well-being as the focus of health and care services. The key themes underpinning the agreement are:

- Integrated Community Care - building on the existing Virtual Ward and Care Closer to Home initiatives to have a comprehensive, fully integrated model of care built around the communities in localities.
- Long Term Adult Social Care –supporting packages of care and personal budgets and providing additional capacity in social work.
- Intermediate Care and Reablement – seeking to reduce hospital admissions and re-admissions, reduce the need for ongoing care and support by assisting with regaining of independence and to reduce the number of long term residential and nursing care placements.
- Early Years.
- Early Intervention and Prevention.
- Aging Well
- Integration & Transformation
- Hospital Discharge

The Improved Better Care Fund (iBCF) has also been used to Protect Social Care Fees and used to fund Rapid Response Reablement Service which has now become a permanent service following a pilot.

Financial performance in the year was as follows:

<u>2022/2023</u> £'000		<u>2023/2024</u> £'000
	<u>Contributions</u>	
-4,196	South Sefton CCG	N/A
-3,018	Southport & Formby CCG	N/A
-22,967	Cheshire and Merseyside ICB	-31,725
-20,801	Sefton Council	-21,467
-3,386	Discharge Grant	-4,203
-54,368	Total Contributions	-57,395
53,805	Total Expenditure	58,328
-563	Variance	933

The additional spend of £0.933m relates capital expenditure in the pooled fund arrangement utilising surplus Disabled Facilities Grant from prior years. Total spend of £6.177m in year against 2023/2024 grant allocation of £4.823m plus additional received in year of £0.421m. The remaining prior years surplus will be carried forward to be used in future years as part of 3-year Capital programming.

11 EXTERNAL AUDIT COSTS

The following fees relating to external audit and inspection were charged to the Comprehensive Income and Expenditure Account.

<u>2022/2023</u> £000		<u>2023/2024</u> £000
98	Fees for external audit services carried out by the appointed auditors	124
32	Fees payable for the certification of grant returns	20
0	Fees payable in respect of any other services	0
130	Total	144

12 MEMBERS' ALLOWANCES

The Council has a Cabinet style management structure with a scheme for Members' Allowances. The Council is made up of 66 Members. There were 72 Members who were paid allowances in 2023/24 as some were only for part of the year (72 members in 2022/23) as shown below:

<u>2022/2023</u> £000s		<u>2023/2024</u> £000s
723	Basic Allowances	726
236	Special Responsibility Allowances	232
7	Expenses	59
966	Total	1,017

No Members were paid a salary in either year.

13 EXIT PACKAGES / TERMINATION BENEFITS

The number of exit packages with total cost per band and the total cost of the compulsory and other redundancies are set out in the tables below:

Exit Packages in 2023/2024

<u>Exit Package Cost Band</u>	<u>Number of Compulsory Redundancies</u>	<u>Number of Other Departures Agreed</u>	<u>Total Number of Exit Packages by Cost Band</u>	<u>Total Cost of Exit Packages in each Band</u>
£0 - £20,000	5	56	61	£0.348m
£20,001 - £40,000	0	3	3	£0.076m
£40,001 - £60,000	0	2	2	£0.097m
Total	5	61	66	£0.521m

Exit Packages in 2022/2023

<u>Exit Package Cost Band</u>	<u>Number of Compulsory Redundancies</u>	<u>Number of Other Departures Agreed</u>	<u>Total Number of Exit Packages by Cost Band</u>	<u>Total Cost of Exit Packages in each Band</u>
£0 - £20,000	0	49	49	£0.255m
£20,001 - £40,000	0	6	6	£0.166m
£40,001 - £60,000	0	0	0	£0.000m
£60,001 - £80,000	0	1	1	£0.065m
Total	0	56	56	£0.486m

14 EMPLOYEES' EMOLUMENTS IN EXCESS OF £50,000

The Accounts and Audit (England) Regulations require the Authority to disclose the number of employees (including teaching staff) whose remuneration in the year was £50,000 or more in bands of £5,000. The definition of remuneration excludes employer pension contributions but includes:

- (i) all taxable amounts paid to, or receivable by, employees, including sums due by way of expenses allowances;
- (ii) the estimated money value of all other benefits received by employees, otherwise than in cash; and,
- (iii) redundancy payments paid to employees who have left the employment of the Authority during the year.

Readers should note that the tables below include Senior Officers' remuneration, which is also disclosed separately in Note 18.

Teaching Staff (including Voluntary Aided Schools)				
<u>2022/2023</u>		<u>Remuneration Band</u>	<u>2023/2024</u>	
<u>Employed on 31/03/23</u>	<u>Left during the year</u>		<u>Employed on 31/03/24</u>	<u>Left during the year</u>
75	8	£50,000 - £54,999	82	0
32	0	£55,000 - £59,999	67	2
23	0	£60,000 - £64,999	30	1
21	5	£65,000 - £69,999	22	0
30	0	£70,000 - £74,999	19	2
12	3	£75,000 - £79,999	23	0
9	0	£80,000 - £84,999	11	0
4	0	£85,000 - £89,999	11	0
0	1	£90,000 - £94,999	2	0
2	0	£95,000 - £99,999	0	0
0	0	£100,000 - £104,999	1	0
1	0	£105,000 - £109,999	2	0
0	0	£115,000 - £119,999	1	0
0	0	£130,000 - £134,999	0	0

Non-Teaching Staff (including schools)				
2022/2023		Remuneration Band	2023/2024	
Employed on 31/03/23	Left during the year		Employed on 31/03/24	Left during the year
44	0	£50,000 - £54,999	102	2
21	0	£55,000 - £59,999	35	0
32	0	£60,000 - £64,999	29	2
6	1	£65,000 - £69,999	16	1
7	0	£70,000 - £74,999	13	0
3	0	£75,000 - £79,999	3	0
4	0	£80,000 - £84,999	3	1
3	0	£85,000 - £89,999	0	0
9	0	£90,000 - £94,999	8	0
0	0	£115,000 - £119,999	1	0
3	1	£120,000 - £124,999	2	0
2	0	£125,000 - £129,999	4	1
1	0	£130,000 - £134,999	2	0
0	0	£135,000 - £139,999	1	0

15 SENIOR OFFICERS' REMUNERATION

The following tables provide details of the remuneration paid to senior officers as defined in the Accounts and Audit Regulations. The pension contribution shown in the tables is the employer's contribution to the local government pension scheme.

Senior Officers remuneration in 2023/2024:

Post holder Information	Notes	Salary (Including fees and allowances) £	Expense Allowances £	Compensation for loss of office £	Total Remuneration excluding pension contributions £	Pension Contributions £	Total Remuneration including pension contributions £
Chief Executive	a)	139,788.75			139,788.75	21744.08	161,532.83
Executive Director - People		126,043.08			126,043.08	21,199.81	147,242.89
Executive Director - Place		126,043.08			126,043.08	21,089.57	147,132.65
Executive Director of Adult Social Care and Health		134,450.04			134,450.04	22,759.86	157,209.90
Executive Director of Children's Social Care and Education		132,277.13			132,277.13	22,202.11	154,479.24
Executive Director of Corporate Resources and Customer Services		126,043.08			126,043.08	21,178.56	147,221.64
Assistant Director Corporate Resources and Customer Services		92,574.60			92,574.60	15,613.28	108,187.88
Assistant Director of Adult Social Care		92,935.20			92,935.20	15,520.98	108,456.18
Assistant Director of Children's Social Care – Cared for Children	b)	43,640.74			43,640.74	15,123.05	58,763.79
Assistant Director of Help & Protection	c)	0.00			0.00	0.00	0.00
Assistant Director of Children's Social Care – Safeguarding & Quality Assurance		92,936.20			92,936.20	15,509.41	108,445.61
Assistant Director of Restorative Transformation	d)	0.00			0.00	0.00	0.00

Notes to the Financial Statements

Post holder Information	Notes	Salary (Including fees and allowances)	Expense Allowances	Compensation for loss of office	Total Remuneration excluding pension contributions	Pension Contributions	Total Remuneration including pension contributions
		£	£	£	£	£	£
Assistant Director of People - Communities	e)	53,221.67			53,221.67	8,817.08	62,038.75
Assistant Director of Place - Economic Growth and Housing		92,574.60			92,574.60	15,555.04	108,129.64
Assistant Director of Children's Services - Education	f)	126,798.42			126,798.42	12,849.02	139,647.44
Head of Health and Wellbeing (Director of Public Health)		95,115.00			95,115.00	10,795.76	105,910.76
Assistant Director of Place - Highways and Public Protection		92,574.60			92,574.60	15,604.51	108,179.11
Assistant Director of People - Operational In-House Services		92,574.60			92,574.60	15,570.65	108,145.25
Assistant Director or Place - Commercial Development		92,574.60			92,574.60	15,595.67	108,170.27
Assistant Director of Life Course Commissioning		92,574.60			92,574.60	15,635.40	108,210.00
Chief Legal and Democratic Officer	g)	68,080.36			68,080.36	11,448.05	79,528.41

- a) The current Chief Executive started 3rd July 2023, the previous postholder left on 15th August 2023.
- b) The Assistant Director Cared for Children was on maternity leave from 2nd June 2023 to 8th February 2024. This post was covered on an interim basis by an external contractor. The substantive pay for this post is £92,575 and the superannuation is £15,419.
- c) The Assistant Director Help and Protection was vacant for the full year and was covered on an interim basis by an external contractor. The substantive pay for this post is £92,575 and the superannuation is £15,419.
- d) The Assistant Director Restorative Transformation was vacant for the full year and was covered on an interim basis by an external contractor. The substantive pay for this post is £92,575 and the superannuation is £15,419.
- e) The Assistant Director Communities was vacant from 1st September 2023 to 4th February 2024
- f) The Assistant Director of Childrens Services Education left on 31st January 2024. This post has been covered on an interim basis by an external contractor from 1st February 2024. The substantive pay for this post is £92,575 and the superannuation is £15,419.
- g) The Chief Legal and Demographic Officer had a reduction in hours to 21.6 from 1st August 2023.

Senior Officers remuneration in 2022/2023:

Post holder Information	Notes	Salary (Including fees and allowances)	Expense Allowances	Compensation for loss of office	Total Remuneration excluding pension contributions	Pension Contributions	Total Remuneration including pension contributions
		£	£	£	£	£	£
Chief Executive		166,571	0	0	166,571	30,273	196,844
Executive Director - People		123,552	0	0	123,552	22,375	145,927
Executive Director - Place		123,552	0	0	123,552	22,268	145,820
Executive Director of Adult Social Care and Health		130,997	0	0	130,997	23,751	154,748
Executive Director of Children's Social Care and Education	(a)	129,901	0	0	129,901	22,621	152,522

Notes to the Financial Statements

Post holder Information	Notes	Salary (Including fees and allowances)	Expense Allowances	Compensation for loss of office	Total Remuneration excluding pension contributions	Pension Contributions	Total Remuneration including pension contributions
		£	£	£	£	£	£
Executive Director of Corporate Resources and Customer Services		123,552	0	0	123,552	22,354	145,906
Assistant Director Corporate Resources and Customer Services	(b)	90,736	0	0	90,736	16,473	107,209
Assistant Director of Adult Social Care		89,832	0	0	89,832	16,255	106,087
Assistant Director of Children's Social Care – Cared for Children		90,736	0	0	90,736	16,324	107,060
Assistant Director of Help & Protection	(c)	0	0	0	0	0	0
Assistant Director of Children's Social Care – Safeguarding & Quality Assurance		81,989	0	0	81,989	14,822	96,811
Assistant Director of Restorative Transformation	(d)	0	0	0	0	0	0
Assistant Director of People - Communities		90,089	0	0	90,089	16,316	106,405
Assistant Director of Place - Economic Growth and Housing		90,736	0	0	90,736	16,417	107,153
Assistant Director of Children's Services - Education		87,040	0	0	87,040	16,514	103,554
Head of Health and Wellbeing (Director of Public Health)		94,380	0	0	94,380	16,710	111,090
Assistant Director of Place - Highways and Public Protection		90,736	0	0	90,736	16,464	107,200
Assistant Director of People - Operational In-House Services		90,326	0	0	90,326	16,359	106,685
Assistant Director or People - Commercial Development		90,736	0	0	90,736	16,456	107,192
Assistant Director of Life Course Commissioning	(e)	14,907	0	0	14,907	2,685	17,592
Chief Legal and Democratic Officer		90,685	0	0	90,685	16,497	107,182

- a) Post holder left the Local Authority on 31/03/2023.
- b) This post was previously known as Head of Strategic Support.
- c) This role was temporarily occupied via agency staff during 22/23. The salary for this role is £90,836 and the pension contributions are £16,078.
- d) This role was temporarily occupied via agency staff during 22/23. The salary for this role is £90,836 and the pension contributions are £16,078.
- e) Post holder started the role in February 2023.

16 **DEDICATED SCHOOLS' GRANT**

The council's expenditure on schools is funded primarily by grant monies provided by the Education Funding Agency, the Dedicated Schools Grant (DSG). DSG is ring-fenced and can only be applied to meet expenditure properly included in the Schools' Budget, as defined in the School Finance and Early Years (England) Regulations 2015. The Schools' Budget includes elements for a range of educational services provided on an authority-wide basis and for the Individual Schools Budget, which is divided into a budget share for each maintained school.

Details of the deployment of DSG receivable for 2023/2024 are as follows:

	<u>Central Expenditure</u> £000s	<u>Individual Schools Budget</u> £000s	<u>Total</u> £000s
Final DSG for 2023/24 before academy and high needs recoupment			263,232
Academy and high needs figure recouped for 2023/24			-94,297
Total DSG after Academy and high needs recoupment for 2023/24			168,935
Plus: Brought forward from 2022/23			0
Less: Carry forward to 2024/25 agreed in advance			0
Agreed initial budgeted distribution in 2023/24	37,403	131,532	168,935
In year adjustments	159	-3	156
Final budgeted distribution for 2023/24	37,562	131,529	169,091
Actual central expenditure	-56,623		-56,623
Actual ISB deployed to schools		-131,529	-131,529
Local authority contributions in 2023/24	0	0	0
In Year Carry forward to 2024/25	-19,061	0	-19,061
Carry forward to 2024/25 agreed in advance			0
DSG unusable reserve at end of 2022/23			-17,060
Addition to DSG unusable reserve at end of 2023/24			-19,061
Total of DSG unusable reserve at end of 2023/24			-36,121
Net DSG position at the end of 2023/24			36,121

17 GRANT INCOME

Grants and contributions credited to the Comprehensive Income and Expenditure Statement

The Authority credited the following grants, contributions and donations to the Comprehensive Income and Expenditure Statement:

<u>2022/2023</u> £000s	<u>Credited to Taxation and Non-specific Grant Income</u>	<u>2023/2024</u> £000s
	<u>Non-Ringfenced Government Grants</u>	
-22,151	Non-Domestic Rates Top-Up Grant	-23,917
-794	New Homes Bonus	-382
-20,354	Business Rates Relief - S31 Grant	-24,536
-2,107	Independent Living Fund - Transition Funding	0
-16,085	Additional Social Care Funding	-27,206
-418	Council Tax Support Grant	-649
-462	Lower Tier Services Grant	0
-4,477	Services Grant	-2,626
-1,029	Market Sustainability	-3,571
0	COVID-19 Emergency Funding	0
-1,170	Other Specific COVID Funding	0
-2,516	Other Non-Ringfenced Government Grants	-2,141
-71,563		-85,028

2022/2023 £000s	Credited to Taxation and Non-specific Grant Income	2023/2024 £000s
	<u>Capital Grants and Contributions</u>	
-6,753	Liverpool City Region Combined Authority – Transport Grants	-10,605
-4,823	Better Care Fund	-5,244
-4,502	Liverpool City Region Combined Authority – Growth Projects Grants	-585
-9,307	Department for Education Capital Grants	-8,562
-6,882	DLUHC - Towns Fund	-15,681
0	DLUHC – Local Authority Housing Fund	-1,300
0	DLUHC – Levelling Up Fund	-1,192
-595	Environment Agency - Northwest Regional Coastal Monitoring Grant	-1,002
-2,611	Other Capital Grants and Contributions	-2,808
3,943	Reversal of capital grants and contributions unapplied previously credited to the Comprehensive Income and Expenditure Statement	6,036
-31,530		-40,943

2022/2023 £000s	Grants Credited to Services	2023/2024 £000s
	<u>Revenue Grants</u>	
-168,631	Dedicated Schools Grant	-168,023
-63,657	Housing Benefit Subsidy	-63,599
-22,624	Public Health Grant	-23,362
-8,301	Pupil Premium	-8,085
-4,870	Household Support Fund	-4,871
-3,278	School Supplementary Grant	-3,476
-2,333	Universal Infant Free School Meals	-2,531
-2,690	Post 16 6 th Form Grant	-2,363
-2,209	Discharge Grant	-2,205
-1,002	Supplemental Substance Misuse Treatment and Recovery	-1,623
-696	Unaccompanied Asylum-Seeking Children	-1,623
-1,143	DFE Leeds Family Valued Model	-1,500
-1,543	Recovery Premium	-1,478
0	Teachers Pay Grant	-1,384
-1,274	PE and Sport Funding	-1,249
-1,147	Pupil Premium Plus	-1,222
-579	Ways to Work	-1,222
-1,017	Supporting Families Programme (previously Troubled Families)	-1,201
-3,285	Homes for Ukraine	-1,058
0	Early Years Supplementary Grant	-1,033
-1,035	Holiday Activity Fund	-998
0	Housing Benefit Admin Grant	-938
-490	Homelessness Reduction – New Burdens Grant	-863
-967	LCRCA – Adult Education and Community Learning	-854
0	Restart Grant	-767
0	Urgent and Emergency Care	-715
-668	Arts Council	-677
-607	Domestic Abuse – New Burdens	-619
-561	PFI Grant	-561
-495	Discretionary Housing Payments	-495
-147	Resettlement	-472
0	Youth Justice Board	-436
-402	Rough Sleeper Initiative	-406
0	Delivering Better Value	-365
-716	Digital Transition Fund	-358
-299	NDR Administration Grant	-296
0	Front Door & Early Help	-233
-540	Police and Crime Commissioner	-229
-618	Homelessness Prevention	-206
0	DWP Funded Schemes	-194
0	ERDF Growth Programmes	-193
0	Supported Accommodation	-190
0	Staying Put	-149
0	LCRA Destination Marketing	-147

2022/2023 £000s	Grants Credited to Services (continued)	2023/2024 £000s
0	DLUHC Elections	-129
0	Early Career Framework	-127
0	UKSPF Grant Arts	-124
0	Turnaround	-114
0	Individual Placement & Support Grant	-106
-706	School Led Tutoring	-101
0	LCRA Multiply Grant	-97
-1,488	Syrian Refugees (Home Office)	-47
-413	Teacher's Employer Pension Grant	0
-264	Social Worker Academy	0
-418	Local Council Tax Support Administration	0
-545	Additional Discharge Funding	0
-6,525	Other Revenue Grants	-2,417
-308,183		-307,731
	<u>Capital Grants</u>	
-9,269	Capital Grants utilised to fund Revenue Expenditure Funded from Capital Under Statute	-6,779
	<u>Contributions</u>	
-31,466	Health Contributions	-30,287
-6,051	School Contributions and Donations	-5,279
-1,861	Other Local Authorities	-1,225
-5,815	Other Contributions	-5,674
-45,192		-42,464
-465,737	Total Revenue and Capital Grants	-482,945

18 **PROPERTY PLANT AND EQUIPMENT**

Movements in 2023/2024	Other Land and Buildings (OL&B)	Vehicles Plant and Equipment	Infrastructure Assets	Community Assets	Surplus Assets	Assets Under Construction	Total
	£000s	£000s	£000s	£000s	£000s	£000s	£000s
Cost or Valuation							
At 1 April 2023	325,457	19,442	269,596	23,248	14,963	5,340	658,046
Additions	9,174	1,420	18,079	281	474	2,994	32,422
Revaluations - recognised in the Revaluation Reserve	15,024	0	0	0	783	0	15,807
Revaluations – recognised in the Surplus/Deficit on the Provision of Services	-1,973	0	0	0	0	0	-1,973
Derecognition - Other	-10,025	-325	0	-35	-133	-20	-10,538
Reclassifications:							
To Assets Held for Sale	-150	0	0	0	-4,261	0	-4,411
To Community	0	0	0	0	0	0	0
To Surplus Assets	0	0	0	0	0	0	0
From Investment Properties	-97	0	0	0	-7	0	-104
Other movements in cost or revaluation	60	0	0	22	31	-113	0
At 31 March 2024	337,470	20,538	287,675	23,516	11,851	8,201	689,251
Accumulated Depreciation and Impairment							
At 1 April 2023	-45,524	-12,268	-91,417	0	0	0	-149,209
Depreciation Charge	-8,968	-3,211	-8,422	0	0	0	-20,601
Revaluations - recognised in the Revaluation Reserve	0	0	0	0	0	0	0
Accumulated Depreciation written out upon impairment	8,590	0	0	0	0	0	8,590
Derecognition - Other	2,115	325	0	0	0	0	2,440
Reclassifications	47	0	0	-2	0	0	45
At 31 March 2024	-43,741	-15,155	-99,839	-2	0	0	-158,735
Net Book Value							
At 1 April 2023	279,933	7,174	178,179	23,248	14,963	5,340	508,837
At 31 March 2024	293,729	5,384	187,836	23,514	11,851	8,201	530,515

Movements in 2022/2023	Other Land and Buildings (OL&B)	Vehicles Plant and Equipment	Infrastructure Assets	Community Assets	Surplus Assets	Assets Under Construction	Total
	£000s	£000s	£000s	£000s	£000s	£000s	£000s
<u>Cost or Valuation</u>							
At 1 April 2022	324,894	20,444	255,383	23,133	10,306	945	635,105
Additions	7,435	1,544	14,213	115	134	4,395	27,836
Revaluations - recognised in the Revaluation Reserve	463	0	0	0	179	0	642
Revaluations – recognised in the Surplus/Deficit on the Provision of Services	-4,439	0	0	0	-211	0	-4,650
Derecognition - Other	0	-2,546	0	0	-523	0	-3,069
Reclassifications:							
To Assets Held for Sale	-2,896	0	0	0	-9	0	-2,905
From Assets Held for Sale	0	0	0	0	5,087	0	5,087
From Investment Properties	0	0	0	0	0	0	0
At 31 March 2023	325,457	19,442	269,596	23,248	14,963	5,340	658,046
<u>Accumulated Depreciation and Impairment</u>							
At 1 April 2022	-38,164	-10,950	-84,106	0	0	0	-133,220
Depreciation Charge	-9,457	-3,864	-7,311	0	0	0	-20,632
Revaluations - recognised in the Revaluation Reserve	0	0	0	0	0	0	0
Accumulated Depreciation written out upon impairment	1,309	0	0	0	0	0	1,309
Derecognition - Other	0	2,546	0	0	0	0	2,546
Reclassifications:							
To Assets Held for Sale	788	0	0	0	0	0	788
At 31 March 2023	-45,524	-12,268	-91,417	0	0	0	-149,209
<u>Net Book Value</u>							
At 1 April 2022	286,730	9,494	171,277	23,133	10,306	945	501,885
At 31 March 2023	279,933	7,174	178,179	23,248	14,963	5,340	508,837

Depreciation

Depreciation is provided for on the straight-line basis over an asset's estimated useful life as detailed below:

Asset Type	Basis	Estimated Life
Other Land and Buildings	Straight-line	10 to 75 Years
Vehicles, Plant and Equipment (Computers)	Straight-line	5 Years
Vehicles, Plant and Equipment (Other)	Straight-line	5 to 10 Years
Infrastructure Assets (Capitalised Highways Maintenance)	Straight-line	10 Years
Infrastructure Assets (Other)	Straight-line	40 Years
Community Assets	Not Depreciated	-
Surplus Assets	Not Depreciated	-
Assets Under Construction	Not Depreciated	-

The usual estimated useful life of different categories of Other Land and Buildings assets are detailed below. For individual assets the valuer may determine that a lower estimated useful life is more appropriate for that asset:

Asset Type	Estimated Life
Southport Cultural Centre (The Atkinson)	75 Years
Schools and Educational Establishments	50 Years
Civic Buildings	50 Years
Social Care Establishments	40 to 50 Years
Libraries	40 Years
Leisure Facilities	30 Years
Garages / Depots	10 Years

Capital Commitments

At 31 March 2024, the Authority has entered into a number of contracts for the construction or enhancement of Property, Plant and Equipment in 2024/2025 and future years which are budgeted to cost £15.956m. Similar commitments at 31 March 2023 were £14.130m. The major commitments are:

Scheme	Expenditure approved and contracted at 31 March 2024 £000s
Highway Maintenance	5,319
LED Street Lighting Upgrade	4,000
Marine Lake Events Centre	1,961
Enterprise Arcade	1,315
Coastal Erosion and Risk Management	914
Crosby Town Centre Access	700
Newfield School	442
New Street Lighting Columns	300
Vehicle Replacement Programme	237
Ainsdale Coastal Gateway	224
Maritime Corridor Study	153
Marshside Primary	144
Christchurch Primary	126
Council Wide Essential Maintenance	120

Revaluations

Valuations are carried out as part of a rolling programme over a five-year cycle.

All freehold and leasehold land and properties which comprise the Authority's property portfolio have been valued by Ms S Rimmer (MRICS). Ms Rimmer is part of the Council's own qualified in-house valuers. The only exception is for the Strand Shopping Centre which was valued by Andrew Watson (MRICS) who works for an external valuation company, Avison Young.

Valuations of land and buildings were carried out in accordance with the methodologies and bases for estimation set out in the professional standards of the Royal Institution of Chartered Surveyors.

The Council's own in-house valuers have considered valuation uncertainty and market instability insofar as those properties valued this year are concerned and reflected any changes in the valuations supplied.

The table below will show the dates and amounts of valuations for each class of Property, Plant and equipment included in the balance sheet:

	Other Land and Buildings	Vehicles Plant and Equipment	Infrastructure Assets	Community Assets	Surplus Assets	Assets Under Construction	Total
	£000s	£000s	£000s	£000s	£000s	£000s	£000s
Cost or Valuation							
<u>Valued at Current Value in:</u>							
2023/2024	140,898				444		141,342
2022/2023	15,327				5,560		20,887
2021/2022	136,542				2,088		138,630
2020/2021	30,717				64		30,781
2019/2020	10,380				3,648		14,028
Assets valued at Historic Cost							
Assets not subject to Revaluation	3,606	20,538	287,675	23,516	47	8,201	343,583
At 31 March 2024	337,470	20,538	287,675	23,516	11,851	8,201	689,251

Notes:

- Surplus Assets shown as valued at Historic Cost relates to land valued at historic cost upon purchase.
- Other Land and Buildings not subject to revaluation mainly relates to office refurbishments being depreciated.

19 HERITAGE ASSETS

A heritage asset is an asset that is held due to its historical, artistic, scientific, technological, or environmental qualities, and is maintained principally for its contribution to knowledge and culture.

Movements in Heritage Assets during the year were as follows:

2022/2023				2023/2024		
Art Collection	Other	Total		Art Collection	Other	Total
£000s	£000s	£000s		£000s	£000s	£000s
10,675	857	11,532	Balance at the start of the year	12,292	857	13,149
0	0	0	Additions (Expenditure)	0	0	0
0	0	0	Disposals	0	0	0
1,617	0	1,617	Revaluations	0	0	0
0	0	0	Depreciation	0	0	0
12,292	857	13,149	Balance at the end of the year	12,292	857	13,149

The Art Collection consists principally of a ceramic collection, a silver collection, works of art and an Egyptology collection and is described in more detail below. Other Heritage Assets consists of several war memorials and the art installation "Another Place".

CERAMICS

The Authority owns a large collection of ceramics and china. The collection consists of 163 pieces of Crown Derby "Imari", and 757 pieces of Tuscan Ware, and is mainly held at Bootle Town Hall with further collections at the Atkinson. Due to the age of the collection no accurate records are maintained of how the collection was acquired. An inventory of the collection is made at both Bootle and Town Hall and the Atkinson.

A Collection Development Policy is in place which defines the scope of future collecting activity. When assets are bequeathed to the Authority appropriate documentation is completed to transfer the right of ownership to the Authority. It is not the Authority's policy to dispose of these assets although appropriate procedures and documentation are available for completion should an asset be disposed of. Loans of heritage assets are made to other registered museums and galleries.

Certain items are on public display within Bootle and Southport Town Halls and the Atkinson. Requests to view those items not on public display would require written request to be submitted.

The Authority has a conservation management policy and plan for heritage assets.

SILVER

The Authority owns a collection of silverware, consisting of an eclectic mix of cups, salvers, and civic regalia. The collection was principally acquired by donation. An inventory of the collection is held at both Bootle and Southport Town Halls.

The policy for acquisition, disposal, management, and public access of the silver collection is the same as for the ceramic collection. However, those assets in use, such as maces, are regularly reviewed for wear and tear that requires repair.

ARTWORKS

The Authority holds approximately 3,500 artworks at the Atkinson with a further 30,000 items of social and natural history. The gallery collection consists of paintings, prints, and sculpture. The museum collection consists of paintings, photographs, postcards, furniture, costume, natural history, archaeology, and Egyptology. The majority of assets were donated to the Authority, although some items were purchased, whilst others were transferred from other museums.

Some records of assets are held on various systems, but an ongoing project is in place to document all items on the Authority's collection management database. This process is documented within the Authority's Documentation Procedural Manual, a copy of which is available from the Authority.

The policy for acquisitions and disposals are contained within the Collection Development Policy for the Atkinson, copies of which are available from the Authority.

The Authority does loan such items to other galleries and museums. In addition, it may receive loans of artworks from other galleries and museums which are insured by the Council.

The Authority has a conservation management policy and plan for heritage assets. An Emergency Plan is in place in case of an incident of fire or flood.

The Art Collection is reported in the Balance Sheet at insurance valuation which is based on market values. The insurance valuation for the collection of oil paintings was last updated in 2005. The Authority considers that obtaining updated valuations for the collection would involve disproportionate cost. This is because of the diverse nature of the assets and the lack of comparable market values makes valuation expensive. As the valuations are for insurance purposes only, there is an inherent limitation on the precise valuation of Heritage Assets.

20 INVESTMENT PROPERTY

The following items of income and expense have been accounted for in the Financing and Investment Income and Expenditure line in the Comprehensive Income and Expenditure Statement:

2022/2023 £000s		2023/2024 £000s
-2,709	Rental Income from Investment Property	-2,855
178	Direct operating expenses arising from Investment Property	167
-2,531	Net gain	-2,688

There are no restrictions on the Authority's ability to realise the value inherent in its investment property or on the Authority's right to the remittance of income and the proceeds of disposal.

At 31 March 2024, the Authority had no contractual obligations for the construction or enhancement of investment property in 2024/2025 and future years. There were also no similar commitments at 31 March 2023.

The following table summarises the movement in fair value of investment properties over the year:

2022/2023 £000s		2023/2024 £000s
32,338	Balance at the start of the year	27,315
157	Additions – Subsequent expenditure	280
-290	Disposals	-176
0	Revaluations – recognised in Revaluation Reserve	703
0	Revaluations – Impairment recognised in Provision of Services	15
-4,890	Net gains / losses (-) from fair value adjustments	0
	<u>Reclassifications:</u>	
0	- To Other Land and Buildings	0
0	- To Surplus Assets	0
0	- To Assets Held for Sale	0
27,315	Balance at the end of the year	28,137

Fair Value Hierarchy

All the Council's investment properties have been value assessed as Level 2 on the fair value hierarchy for valuation purposes (see Note 63 Statement of Accounting Policies (i) for an explanation of the fair value levels).

Valuation Techniques Used to Determine Level 2 Fair Values for Investment Property

The fair value of investment property has been measured using inputs other than quoted prices that are observable for the asset, either directly or indirectly, assets being valued using applicable comparative evidence.

In estimating the fair value of the Council's properties, the highest and best use has been considered as part of the valuation process.

21 INTANGIBLE ASSETS

Intangible assets held by the Authority relate entirely to purchased software licences. Expenditure on purchased software licences is amortised to the relevant service revenue accounts on a straight-line basis over an estimated economic life of three years.

The amortisation of £0.000m charged to revenue in 2023/2024 (£0.944m in 2022/2023) was charged to the ICT Administration, Adult Social Care and Green Sefton cost centres and then absorbed as an overhead across all the service headings in the Net Expenditure of Services. It is not possible to quantify exactly how much of the amortisation is attributable to each service heading.

At 31 March 2023, the Authority had no contractual obligations for the construction or enhancement of intangible assets in 2023/2024 and future years (£0.376m at 31 March 2022).

Movements in purchased software licences during the year were as follows:

<u>2022/2023</u> £000s	Purchased Software Licences	<u>2023/2024</u> £000s
1,599	Gross Carrying Amount	3,117
-702	Accumulated Amortisation	-1,646
897	Net carrying amount at start of the year	1,471
1,518	Purchases in the year	1,473
-944	Amortisation in the year	-1,424
0	Revaluations	0
1,471	Net carrying amount at the year end	1,520
	<u>Comprising:</u>	
3,117	Gross Carrying Amount	4,590
-1,646	Accumulated Amortisation	-3,070
1,471		1,520

22 **CAPITAL EXPENDITURE AND CAPITAL FINANCING**

The total amount of capital expenditure incurred in the year is shown in the table below together with the resources that have been used to finance it. Where capital expenditure is to be financed in future years by charges to revenue as assets are used by the Authority, the expenditure results in an increase in the Capital Financing Requirement (CFR), a measure of the capital expenditure incurred historically by the Authority that has yet to be financed. The movement in CFR is analysed in the second part of this note.

<u>2022/2023</u> £000s	Capital Financing Requirement	<u>2023/2024</u> £000s
233,130	Opening Capital Financing Requirement	231,309
	<u>Capital Expenditure</u>	
27,836	Property, Plant and Equipment	32,423
158	Investment Properties	0
1,518	Intangible Assets	1,473
9,269	Revenue expenditure funded from capital under statute	7,041
	<u>Sources of Finance</u>	
-1,517	Capital Receipts	
-30,326	Grants and Contributions	-2,426
-1,173	Direct Revenue Contributions	-30,659
		-1,847
	<u>Provision for Repayment of Debt</u>	
-7,479	Statutory Provision for financing capital investment	-7,735
-107	Amortisation of Deferred Income re. Crosby PFI	-107
231,309	Closing Capital Financing Requirement	229,472

<u>2022/2023</u> £000s	Explanation of movements in the year	<u>2023/2024</u> £000s
	<u>Decrease (-) / Increase in underlying need to borrow:</u>	
5,765	Increase in underlying need to borrow	6,005
-7,586	Provision for Repayment of Debt	-7,842
-1,821	Increase (+) / Decrease (-) in Capital Financing Requirement	-1,837

23 LONG TERM INVESTMENTS

31 March 2023 £000s		31 March 2024 £000s
5,278	Churches & Charities Local Authority LAMIT Property Fund	5,072
1	Sefton New Directions (see Note 54 for more details)	1
6,743	Sandway Homes (see Note 54 for more details)	5,718
10	Sefton Hospitality Operations Limited	310
12,032	Total	11,101

The Long-Term Investment in Sandway Homes relates to loans made to the Company to cover its working capital requirements (as approved by the Council's Cabinet). The Company pays interest on these loans at an agreed commercial rate and the loans will be repaid across the period of its Business Plan covering Phase 1 of its development programme.

In addition to the shares in Sefton New Directions, the Council is the sole shareholder in Sandway Homes (£100), and Sefton Hospitality Operation Limited (£1). The investments in all three subsidiaries is shown at amortised cost.

24 LONG TERM DEBTORS

31 March 2023 £000s		31 March 2024 £000s
	<u>Transferred Services</u>	
71	Merseyside Residuary Body	63
71		63
	<u>Other</u>	
8,550	Long Term Sundry Debtor Accounts	10,803
8,550		10,803
8,621	Total	10,866

25 ASSETS HELD FOR SALE

2022/2023 £000s	Movements in the year	2023/2024 £000s
12,004	Balance Outstanding at start of the year	4,881
-4,153	Disposals	-2,764
	Revaluations	-463
	<u>Assets newly classified as held for sale:</u>	
2,108	- Other Land and Buildings	4,374
9	- Surplus Assets	0
	<u>Assets declassified as held for sale:</u>	
-5,087	- Surplus Assets	-9
4,881	Balance Outstanding at the year-end	6,019

Fair Value Hierarchy

The Council's Assets Held for Sale are valued using the fair value hierarchy for valuation purposes (see Note 55 Statement of Accounting Policies (i) for an explanation of the fair value levels).

Valuation Techniques Used to Determine Level 2 Fair Values for Assets Held for Sale

The fair value of Assets Held for Sale has been measured at level 2 using inputs other than quoted prices that are observable for the asset, either directly or indirectly, assets being valued using applicable comparative evidence.

In estimating the fair value of the Council's properties, the highest and best use has been considered as part of the valuation process.

26 SHORT TERM DEBTORS AND PREPAYMENTS

<u>31 March</u> <u>2023</u> £000s	<u>Short Term Debtors</u>	<u>31 March</u> <u>2024</u> £000s
	<u>Amounts Falling Due Within One Year</u>	
4,074	Central Government Bodies	3,913
4,197	HM Revenue and Customs	5,401
377	Academies	1,672
11,404	Other Local Authorities	8,570
28,603	NHS Bodies	27,232
36,378	Council Tax Payers	41,555
8,089	NNDR Payers	8,405
57	Accrued Interest on Investments	10
25,263	Other Entities and Individuals	25,073
118,442		121,831
	<u>Less Impairment</u>	
-28,345	Council Tax Payers	-31,579
-5,818	NNDR Payers	-5,831
-7,195	Other Entities and Individuals	-7,381
-41,358		-44,791
77,084	Net Debtors	77,040

<u>31 March</u> <u>2023</u> £000s	<u>Prepayments</u>	<u>31 March</u> <u>2024</u> £000s
2,212	Early Years Providers	2,972
1,583	ICT Contracts	1,954
0	Direct Payments	4,504
0	Payment of Pension Contributions to Merseyside Pension Fund	0
1,291	Other	1,518
5,086	Net Debtors	10,949

27 CASH AND CASH EQUIVALENTS

The balance of Cash and Cash Equivalents is made up of the following elements:

<u>31 March</u> <u>2023</u> £000s		<u>31 March</u> <u>2024</u> £000s
63	Cash in hand of officers	59
-27	Bank current accounts	-13,518
26,269	Short-term deposits with banks and building societies	11,881
26,305	Total Cash and Cash Equivalents	-1,577

The Bank Current Accounts balance includes funds held by a third party on the Council's behalf relating to the operation of the Strand Shopping Centre.

28 SHORT TERM CREDITORS

31 March 2023 £000s		31 March 2024 £000s
-5,052	HM Revenue and Customs	-5,673
-9,492	Government Departments	-5,208
-4,479	Other Local Authorities	-2,726
-2,789	NHS Bodies	-7,065
-2,590	Council Tax Payers	-2,768
-4,401	NDR Payers	-3,421
-29,271	Other entities and individuals	-32,520
-5,452	Accumulated Absences	-5,507
-63,526	Total	-64,888

29 RECEIPTS IN ADVANCE

31 March 2023 £000s		31 March 2024 £000s
-6,353	Planning Section 106 Agreements	-7,569
-3,597	Rechargeable Works	-4,390
0	COVID Additional Relief Fund	0
0	Council Tax Energy Rebate Scheme	0
-5,245	Other entities and individuals	-5,234
-15,195	Total	-17,193

30 PROVISIONS

Movements in provisions during 2023/2024 were as follows:

		1 April 2023 £000s	Additions in Year £000s	Applied In Year £000s	Released In Year £000s	31 March 2024 £000s
	Long-term					
(a)	Internal Insurance Cover	-3,423	-2,183	1,873	0	-3,733
(b)	Provision for NDR Appeals	-6,177	-5,138	6,177	0	-5,138
		-9,600	-7,321	8,050	0	-8,871

Movements in provisions during 2022/2023 were as follows:

		1 April 2022 £000s	Additions in Year £000s	Applied In Year £000s	Released In Year £000s	31 March 2023 £000s
	Long-term					
(a)	Internal Insurance Cover	-3,845	-1,012	1,434	0	-3,423
(b)	Provision for NDR Appeals	-21,140	0	4,790	10,173	-6,177
		-24,985	-1,012	6,224	10,173	-9,600

(a) **Internal Insurance Cover** - The purpose of the insurance provision is to enable certain known uninsured losses to be met centrally, i.e., losses arising from the excesses that apply to the Authority's main insurance policies (Public Liability, Property, Employers Liability and Motor Insurance). The amount required to cover these uninsured losses is based on claims actually reported as outstanding. The timing of settlement of these claims is uncertain but is likely to be over a number of years. Based

on an assessment by Sefton's insurance advisors (AON), the resources available in the Authority's Insurance Fund are in excess of known liabilities.

Included within this balance is an amount to cover potential liabilities following the announcement on the 13 November 2012 that the Municipal Mutual Insurance Limited (MMI) Scheme of Arrangement has now been triggered.

MMI was formed as a limited company by guarantee in 1903 and by 1974 some 90% of local authorities were insured by the company. Due to dramatic increases in claims, coincidental with a fall in the property market and poor investment environment, along with its inability to raise capital because of its mutual status, MMI's net assets fell below the minimum regulatory solvency requirement and the company went into run-off in September 1992.

The amount paid to the Council plus the amount outstanding under this arrangement is £3.743m, and under the Scheme or Arrangement a levy is chargeable on this amount. After the imposition of the levy, the Council is also liable to contribute to each and every subsequent claim paid by MMI on the Council's behalf, thereby creating an on-going financial obligation. The initial levy requested by the scheme administrator from the Council is a percentage of the total sum paid on behalf of the Council by MMI since 30 September 1992, less the first £50,000 of such payments. As a result, and following assessment by a scheme actuary, a levy rate of 25% is being applied creating a liability to the Council of £0.901m (£0.541m of which was paid in January 2014 with £0.360m paid in May 2016). However, there is a possibility that the ultimate levy rate could eventually be higher than this.

The liability upon the Council as a scheme creditor cannot be fully estimated at this stage for unknown claims incurred but not reported between 1974 and 1992. Whilst the Council has considered the financial impact in producing its Statement of Accounts, by including resources in its Insurance Provision, there is a risk that the Council's financial liability could increase from this level.

(b) **Provision for NDR Appeals** – Following the introduction of business rates retention on 1 April 2013, the Council assumed the liability for refunding ratepayers who have successfully appealed against the rateable value of their properties. The timing of these refunds is uncertain but is expected to be made over several years (which is the reason why the whole provision is treated as long-term). The provision covers the Council's locally retained share of the liability which increased from 49% in 2016/17 to 99% in 2017/18 as a result of the Council's participation in the Liverpool City Region Business Rates Pilot Scheme from 1 April 2017. The Council's share of potential repayments has been estimated at £5.138m based on the rateable value of properties subject to challenges and appeals on the 2017 Rating List at 31 March 2024 and an estimate of future rateable value reductions arising from checks, challenges, and appeals against the rateable value of properties on the 2023 Rating List at 31 March 2024 (£6.177m on 31 March 2023).

The provision made is the Council's best estimate of the actual liability as at the 31 March 2024. There is a potential risk that the value of refunds due as a result of checks, challenges and appeals lodged with the Valuation Office Agency will exceed the provision made in the accounts.

31 **DEFERRED LIABILITIES**

31 March 2023 £000s		31 March 2024 £000s
	Short Term	
-438	Merseyside Residuary Body	-438
-215	Finance Lease Liability – Crosby Baths PFI	-315
-223	Finance Lease Liability – Property, Plant and Equipment	-244
-107	PFI Deferred Income	-107
-983	Total Short Term	-1,103
	Long Term	
-875	Merseyside Residuary Body	-438
-1,456	Finance Lease Liability – Crosby Baths PFI	-1,141
-2,737	Finance Lease Liability – Property, Plant and Equipment	-2,514
-430	PFI Deferred Income	-322
-5,498	Total Long Term	-4,415

Wirral MBC manages debt on behalf of the former Merseyside Residuary Body. Sefton MBC (along with the other Merseyside Districts, Precepting and Levying Bodies), as a successor body, inherited debt relating to services transferred to its control. The amount outstanding in respect of Sefton MBC was £0.876m at 31 March 2024 (£1.313m at 31 March 2023).

32 TRUST FUNDS

The Council acts as Sole Trustee of a number of legacies and bequests. Details of the transactions and the Committees controlling the funds are shown below. In compliance with the Code, Trust Funds have been excluded from the Council's Balance Sheet.

<u>Portfolio and Name of Trust</u>	<u>Balance at</u> <u>1 April</u> <u>2023</u> £	<u>Income</u> £	<u>Expenditure</u> £	<u>Balance at</u> <u>31 March</u> <u>2024</u> £
<u>Children's Services</u>				
Bootle Holiday Camp - Children	24,309	1,198	0	25,507
Wignall Scholarship	13,035	642	0	13,677
<u>Corporate Services</u>				
Netherton Green Trust	14,362	708	0	15,070
<u>Other</u>				
Mayor of Sefton's Charity Fund	7,122	0	0	7,122
Total	58,828	2,548	0	61,376
<u>The balances are invested as follows:</u>				
Government Securities	300		0	300
Sefton Cash Balances	58,528		0	61,076
Total	58,828			61,376

Children's Services Trust Funds

The Educational Trust Funds aim to help in the advancement of education and training of young people within the Sefton area by providing financial assistance to those who have difficulty in paying fees and by the award of prizes as rewards to deserving students.

Netherton Green Trust

The Netherton Green Trust Fund was set up prior to 1974 as a bequest, converted into shares with the former Mersey Docks and Harbour Company. These were subsequently redeemed in 2005/2006. The original sum was applied towards the upkeep of an area within the Borough called Netherton Green.

Mayor of Sefton's Charity Fund

This fund has a year-end of 30 June. The opening balance included in the Trust Fund Statement above is therefore as at 1 July 2023. The movements in the year were not available at the time these accounts were approved in September 2023. The opening balance in this note has been adjusted to reflect the Charity Fund's final audited accounts for 2022/2023.

33 GENERAL FUND BALANCE

The General Fund is the statutory fund into which all the receipts of an authority are required to be paid and out of which all liabilities of the authority are to be met, except to the extent that statutory rules might provide otherwise. These rules can also specify the financial year in which liabilities and payments should impact on the General Fund Balance, which is not necessarily in accordance with proper accounting practice. The General Fund Balance therefore summarises the resources that the Council is statutorily empowered to spend on its services or on capital investment (or the deficit of resources that the Council is required to recover) at the end of the financial year.

General Fund Balances arise due to planned contributions or underspends in previous years. Amounts held by schools are to fund expenditure in future years and as a prudent measure against future uncertainty. General Fund Balances attributable to the Council are held as a prudent measure against future uncertainty.

<u>2022/2023</u> £000s	Non-School General Fund Balances	<u>2023/2024</u> £000s
-14,799	Balance at 1 April	-11,991
2,808	Increase (-) / Decrease in Balances	-4,309
-11,991	Balance at 31 March	-16,300

<u>2022/2023</u> £000s	School General Fund Balances	<u>2023/2024</u> £000s
-18,288	Balance at 1 April	-17,994
294	Increase (-) / Decrease in Balances	-2,381
-17,994	Balance at 31 March	20,375

34 EARMARKED RESERVES

The movements in earmarked reserves during the last two years are shown below:

	Movements in 2023/2024	<u>1 April</u> <u>2023</u> £000s	<u>Transfers</u> <u>in</u> £000s	<u>Transfers</u> <u>Out</u> £000s	<u>31 March</u> <u>2024</u> £000s
(a)	Environmental Warranty	-9,000	0	1,952	-7,048
(b)	Insurance Fund	-1,633	0	1,633	0
(c)	Transforming Sefton	-1,861	0	1,830	-31
(d)	Redundancy Reserve	-946	0	946	0
(e)	Community Transition Fund	-327	0	131	-196
(f)	Contamination Clearance	-1,379	0	0	-1,379
(g)	Rating Appeals / Reduction in NDR Income Reserve	0	0	0	0
(h)	Secondary School Deficit Reserve	-1,513	0	636	-877
(i)	Council Tax - spreading of 2020/2021 Deficit Reserve	-499	0	499	0
(j)	Business Rates - spreading of 2020/2021 Deficit	0	0	0	0
(k)	Regeneration Scheme Reserve	-2,500	0	378	-2,122
(l)	Revenue Grants and Contributions Unapplied	-22,476	-3,144	10,030	-15,590
(m)	Other Earmarked Reserves	-9,656	-1,068	5,288	-5,436
	Total	-51,790	-4,212	23,322	-32,680

	Movements in 2022/2023	<u>1 April</u> <u>2022</u> £000s	<u>Transfers</u> <u>in</u> £000s	<u>Transfers</u> <u>Out</u> £000s	<u>31 March</u> <u>2023</u> £000s
(a)	Environmental Warranty	-9,000	0	0	-9,000
(b)	Insurance Fund	-1,948	0	315	-1,633
(c)	Transforming Sefton	-2,233	-299	671	-1,861
(d)	Redundancy Reserve	-1,326	0	380	-946
(e)	Community Transition Fund	-385	0	58	-327
(f)	Contamination Clearance	-1,379	0	0	-1,379
(g)	Rating Appeals / Reduction in NDR Income Reserve	-18,305	0	18,305	0

(h)	Secondary School Deficit Reserve	-1,000	-750	237	-1,513
(i)	Council Tax - spreading of 2020/2021 Deficit Reserve	-2,872	0	2,373	-499
(j)	Business Rates - spreading of 2020/2021 Deficit	-3,265	0	3,265	0
(k)	Regeneration Scheme Reserve	0	-2,500	0	-2,500
(l)	Revenue Grants and Contributions Unapplied	-28,471	-11,581	17,576	-22,476
(m)	Other Earmarked Reserves	-11,069	-1,879	3,292	-9,656
	Total	-81,253	-17,009	46,472	-51,790

(a) **Environmental Warranty** - The Council has provided a 35-year environmental warranty for the land / property that has been transferred to One Vision Housing Limited. This warranty requires the Council to remediate any environmental contamination found on these sites during the life of the warranty. Resources are being set-aside over the coming years as a prudent measure against a potential cost.

(b) **Insurance Fund** – Any resources available in the Authority’s Insurance Fund in excess of known liabilities are included in an Earmarked Reserve.

(c) **Transforming Sefton** – The Council is currently undertaking a Transformation Programme to deliver customer focussed services through a high-performance culture whilst achieving significant ongoing savings. A reserve has been created to enable Sefton to progress the Programme over the next few years. In addition, it will be used to fund initiatives to support economic development in the Borough.

(d) **Redundancy Reserve** – The Council may be required to make significant savings in future years in order to meet the demands of reducing external resources and increased spending pressures which may result in redundancy costs associated with making these savings. In addition, the Council is required to pay contributions to Merseyside Pension Fund for the additional costs arising from employees taking early retirement. Resources have been set aside to fund these costs over the coming years.

(e) **Community Transition Fund** - Council on 28 February 2013 agreed to the establishment of a new one-off Community Transition Fund. The aim of this resource was to facilitate, where possible, the transfer of certain services to become community run and self-sustaining. Cabinet on 3 September 2015 agreed to increase the reserve by £1.000m as a result of the underspend achieved in 2015/2016. Cabinet on 6 December 2018 agreed to increase the reserve by a further £0.500m from a review of uncommitted Earmarked Reserves.

(f) **Contamination Clearance Reserve** - During 2011/2012 it was identified there was a site in the Borough that was contaminated and there could be significant costs associated with clearing the contamination. It was therefore considered prudent to set resources aside to cover these potential costs.

(g) **Rating Appeals / Reduction in NDR Income Reserve** - In response to COVID19, the Government introduced an expanded Business Rates retail relief scheme in 2021/2022. This resulted in a significant deficit on the Collection Fund which was to be recovered in 2022/23. However, the Council received S31 grants to offset the reliefs granted which were received in 2021/22. These were therefore reserved so they could be used to offset the deficit in 2022/23.

(h) **Secondary School Deficit Reserve** – Budget Council in February 2020 approved the creation of a reserve to fund the potential deficits of Secondary Schools should they transfer to academy status. A contribution of £0.750m was included in the 2022/23 budget.

(i) **Council Tax - spreading of 2020/2021 Deficit Reserve**– Due to the impact of COVID19 on collection rates and the number of claimants of Council Tax Reduction Scheme support, the Government amended regulations so that the resulting deficit could be spread across future years rather than all in the following year. The 2021/2022 budget included a contribution to a reserve which will be utilised to offset the impact of the deficit on the 2022/2023 and 2023/2024 budgets.

(j) **Business Rates - spreading of 2020/2021 Deficit Reserve**– Due to the impact of COVID19 on collection rates, the Government amended regulations so that the resulting deficit could be spread across future years rather than all in the following year. The 2021/2022 budget included a contribution to a reserve which will be utilised to offset the impact of the deficit on the 2022/2023 and 2023/2024 budgets.

(k) **Regeneration Scheme Reserve** – The Council received an amount during 2022/23 relating to the surrender of a lease at the Strand Shopping Centre. Council approved the creation of a reserve from the receipt of £2.500m to be utilised in future years to offset the loss of income from the lease surrender.

(l) **Revenue Grants and Contributions Unapplied** – In line with proper accounting practice, the Council credits the Income and Expenditure Account with grants and contributions as and when conditions for claiming the grant or contribution have been met. However, these amounts are required to fund expenditure on specific schemes in future years. They are therefore reserved to offset this future expenditure.

(m) **Other Earmarked Reserves** – There are a number of other earmarked reserves held by the Council. These include reserves for Adult Social Care Pressures (£0.775m) and the Formby Pool Sinking Fund (£1.329m).

35 **CAPITAL RECEIPTS RESERVE**

The Capital Receipts Reserve holds the proceeds from the disposal of land or other assets, which are restricted by statute from being used other than to fund new capital expenditure or to be set aside to finance historical capital expenditure. The balance on the reserve shows the resources that have yet to be applied for these purposes at the year-end.

<u>2022/2023</u> £000s		<u>2023/2024</u> £000s
-6,260	Balance at 1 April	-10,967
	<u>Receipts in the Year</u>	
-7,553	Sale proceeds credited to the Comprehensive Income and Expenditure Account as part of the gain/loss on disposal of non-current assets	-2,644
-809	Capital Receipts from Former Council House Sales	-523
-94	Other Capital Receipts not relating to the Disposal of Council Assets	-741
	<u>Applied in the Year</u>	
1,517	Applied to finance new capital expenditure	2,426
	<u>Reclassification</u>	
2,232	Transfer to Deferred Capital Receipts	0
-10,967	Balance at 31 March	-12,449

36 **CAPITAL GRANTS AND CONTRIBUTIONS UNAPPLIED**

The Capital Grants and Contributions Unapplied Account (Reserve) holds the grants and contributions received towards capital projects for which the Council has met the conditions that would otherwise require repayment of the monies, but which have yet to be applied to meet expenditure. The balance is restricted by grant terms as to the capital expenditure against which it can be applied and / or the financial year in which this can take place.

2022/2023 £000s		2023/2024 £000s
-23,862	Balance at 1 April	-34,335
-22,392	Capital grants and contributions unapplied credited to the Comprehensive Income and Expenditure Statement	-34,206
3,943	Reversal of capital grants and contributions unapplied previously credited to the Comprehensive Income and Expenditure Statement	6,181
7,976	Transferred to the Capital Adjustment Account	11,106
-34,335	Balance at 31 March	-51,254

37 REVALUATION RESERVE

The Revaluation Reserve contains the gains made by the Authority arising from increases in the value of its Property, Plant and Equipment (and Intangible Assets). The balance is reduced when assets with accumulated gains are:

- revalued downwards or impaired and the gains are lost
- used in the provision of services and the gains are consumed through depreciation, or
- disposed of and the gains are realised.

The Reserve contains only revaluation gains accumulated since 1 April 2007, the date that the Reserve was created. Accumulated gains arising before that date are consolidated into the balance on the Capital Adjustment Account.

2022/2023 £000s		2023/2024 £000s
-91,720	Balance at 1 April	-92,233
-3,123	Upward revaluation of assets	-21,011
864	Downward revaluation of assets and impairment losses not charged to Surplus/Deficit on the Provision of Services	5,189
-2,259	Surplus (-) / Deficit on revaluation of non-current assets not posted to the Surplus / Deficit on the Provision of Services	-15,822
1,521	Difference between fair value depreciation and historical cost depreciation	1,437
225	Accumulated gains on assets sold or scrapped	0
1,746	Amount written off to the Capital Adjustment Account	1,437
-92,233	Balance at 31 March	-106,618

38 CAPITAL ADJUSTMENT ACCOUNT

The Capital Adjustment Account absorbs the timing differences arising from the different arrangements for accounting for the consumption of non-current assets and for financing the acquisition, construction or enhancement of those assets under statutory provisions. The Account is debited with the cost of acquisition, construction or enhancement as depreciation, impairment losses and amortisations are charged to the Comprehensive Income and Expenditure Statement (with reconciling postings from the Revaluation Reserve to convert fair value figures to a historical cost basis). The Account is credited with the amounts set aside by the Authority as finance for the costs of acquisition, construction and enhancement.

The Account contains accumulated gains and losses on Investment Properties and gains recognised on donated assets that have yet to be consumed by the Authority.

The Account also contains revaluation gains accumulated on Property, Plant and Equipment before 1 April 2007, the date that the Revaluation Reserve was created to hold such gains.

Note 7 provides details of the source of all the transactions posted to the Account, apart from those involving the Revaluation Reserve and Deferred Capital Receipts Reserve.

<u>2022/2023</u> £000s		<u>2023/2024</u> £000s
-233,805	Balance at 1 April	-232,111
	<u>Reversal of items relating to capital expenditure debited or credited to the Comprehensive Income and Expenditure Statement</u>	
20,633	Depreciation of non-current assets	20,601
3,341	Revaluation of non-current assets	-6,153
944	Amortisation of intangible assets	1,424
0	Revenue expenditure funded from capital under statute	261
4,965	Amounts of non-current assets written off on disposal or sale as part of the gain/loss on disposal to the Comprehensive Income and Expenditure Statement	10,863
-107	Amortisation of Deferred Income re. Crosby PFI Scheme	-107
29,776		26,889
	<u>Amounts written out to the Revaluation Reserve</u>	
-1,521	Difference between fair value depreciation and historical cost depreciation	-1,437
-225	Accumulated gains on assets sold or scrapped	0
-1,746		-1,437
	<u>Capital financing applied in the year</u>	
-1,517	Capital receipts applied to finance capital expenditure	-2,426
-13,081	Capital Grants and Contributions credited to the Comprehensive Income and Expenditure Statement that have been applied to finance capital expenditure	-12,774
-7,976	Transfer from the Capital Grants and Contributions Unapplied Account to finance capital expenditure	-11,106
-7,479	Statutory provision for the financing of capital investment	-7,735
-1,173	Capital expenditure charged to the General Fund	-1,847
-31,226		-35,888
	<u>Other Movements</u>	
4,890	Movements in the market value of Investment Properties debited or credited to the Comprehensive Income and Expenditure Statement	-703
4,890		-703
-232,111	Balance at 31 March	-243,250

39 **PENSIONS RESERVE**

The Pensions Reserve absorbs the timing differences arising from the different arrangements for accounting for post-employment benefits and for funding benefits in accordance with statutory provisions. The Authority accounts for post-employment benefits in the Comprehensive Income and Expenditure Statement as the benefits are earned by employees accruing years of service, updating the liabilities recognised to reflect inflation, changing assumptions and investment returns on any resources set aside to meet the costs. However, statutory arrangements require benefits earned to be

financed as the Authority makes employer's contributions to pension funds or eventually pays any pensions for which it is directly responsible. The debit balance on the Pensions Reserve therefore shows a substantial shortfall in the benefits earned by past and current employees and the resources the Authority has set aside to meet them. The statutory arrangements will ensure that funding will have been set aside by the time the benefits come to be paid.

<u>2022/2023</u> £000s		<u>2023/2024</u> £000s
426,862	Balance at 1 April	32,534
-433,417	Re-measurements (Liabilities and Assets)	-55,712
61,162	Reversal of items relating to retirement benefits debited or credited to the Surplus or Deficit on the Provision of Services in the Comprehensive Income and Expenditure Statement	25,644
-22,073	Employer's pensions contributions and direct payments to pensioners payable in the year	-28,095
32,534	Balance at 31 March	-25,629

40 COLLECTION FUND ADJUSTMENT ACCOUNT

The Collection Fund Adjustment Account manages the differences arising from the recognition of council tax and non-domestic rates income in the Comprehensive Income and Expenditure Statement as it falls due from council tax payers and business rate payers compared with the statutory arrangements for paying across amounts to the General Fund from the Collection Fund.

<u>2022/2023</u> £000s		<u>2023/2024</u> £000s
17,646	Balance at 1 April	-24,653
-42,299	Amount by which council tax income credited to the Comprehensive Income and Expenditure Statement is different from council tax and non-domestic rates income calculated for the year in accordance with statutory requirements	14,654
-24,653	Balance at 31 March	-9,999

41 ACCUMULATED ABSENCES ACCOUNT

The Accumulated Absences Account absorbs the differences that would otherwise arise on the General Fund Balance from accruing for compensated absences earned but not taken in the year, e.g. annual leave entitlement carried forward at 31 March. Statutory arrangements require that the impact on the General Fund Balance is neutralised by transfers to or from the Account.

<u>2022/2023</u> £000s		<u>2023/2024</u> £000s
5,573	Balance at 1 April	5,452
	<u>Transactions in Year</u>	
-5,573	Settlement or cancellation of accrual made at the end of the preceding year	-5,452
5,452	Amounts accrued at the end of the current year	5,507
-121	Amount by which officer remuneration charged to the Comprehensive Income and Expenditure Statement on an accruals basis is different from remuneration chargeable in the year in accordance with statutory requirements	55
5,452	Balance at 31 March	5,507

42 DEDICATED SCHOOLS GRANT ADJUSTMENT ACCOUNT

Regulations effective from 1 April 2020 require that a Schools Budget deficit must be carried forward to be funded from future Dedicated Schools Grant (DSG) income, unless permission is sought from the Secretary of State for Education to fund the deficit from the General Fund. They also require that where a local authority has a deficit on its Schools Budget relating to its accounts for a financial year beginning on 1 April 2020, 1 April 2021 or 1 April 2022, it must not charge the amount of that deficit to a revenue account, but instead record any such deficit in a separate account. The Dedicated Schools Grant Adjustment Account has been created for that purpose and the in-year deficit for 2020/21 and cumulative deficit brought forward as at 1 April 2020 have been transferred into that account.

Further details on the deployment of DSG are provided in Note 16.

2022/2023 £000s		2023/2024 £000s
11,097	Balance at 1 April	17,060
5,963	Reversal of the deficit on the Dedicated Schools Grant within the Surplus or Deficit on the Provision of Services in the Comprehensive Income and Expenditure Statement	19,061
17,060	Balance at 31 March	36,121

43 EVENTS AFTER THE BALANCE SHEET DATE

The Statement of Accounts was authorised for issue by the Executive Director of Corporate Resources and Customer Services on 31 May 2024. Events taking place after this date are not reflected in the financial statements or notes. Where events taking place before this date provided information about conditions existing at 31 March 2024, the figures in the financial statements and notes have been adjusted in all material respects to reflect the impact of this information.

44 RELATED PARTY TRANSACTIONS

The Council is required to disclose material transactions with related parties - bodies or individuals that have the potential to control or influence the council or to be controlled or influenced by the Council. Disclosure of these transactions allows an assessment of the extent to which the Council might have been constrained in its ability to operate independently or might have secured the ability to limit another party's ability to bargain freely with the Council.

Central Government

The Government has effective control over the general operations of the Council – it is responsible for providing the statutory framework within which the Council operates, provides the majority of its funding in the form of grants and prescribes the terms of many of the transactions that the Council has with other parties (e.g., Housing Benefits). Grants received from government departments are set out in the analysis in Note 17. In addition, Sefton paid £18.707m to HM Revenue and Customs for Employers' National Insurance Contributions. Amounts owed from and to Central Government at 31 March 2023 are shown in Notes 26 and 28.

Members' Interests

Members of the Council have direct control over the Council's financial and operating policies. During 2022/2023, works and services to the value of £0.577m were commissioned from companies in which one or more Members have declared an interest. These are shown in the table below. Contracts were entered into in full compliance with the Council's standing orders. In addition, grants and payments for goods and services totalling £2.498m were made to voluntary organisations in which one or more Members have declared an interest. The most significant of these are shown in the table below. The relevant Members did not take part in any discussion or decision relating to the grants.

Notes to the Financial Statements

<u>2023/2024</u>	Income £000s	Expenditure £000s	Debtors £000s	Creditors £000s
Sefton CVS	-1	1938	0	0
Sefton Women and Childrens Aid	-6	560	0	-45
Kilter Care Ltd	0	567	0	0
Imagine Formby	0	10	0	0

<u>2022/2023</u>	Income £000s	Expenditure £000s	Debtors £000s	Creditors £000s
Nil				

Other Public Bodies

A number of Councillors are nominated to serve as representatives on other public bodies. These include, for example, Aintree University Hospital NHS Foundation Trust, British Destinations, Formby Pool Trust, Merseyside Fire and Rescue Authority, Liverpool City Region Combined Authority, Merseyside Pension Fund, Merseyside Police Authority, Merseyside Recycling and Waste Authority, Sandway Homes, Sefton Council for Voluntary Service and Sefton New Directions.

Significant transactions during the year and balances at year-end with related public bodies included:

<u>2023/2024</u>	Income £000s	Expenditure £000s	Debtors £000s	Creditors £000s
Merseyside Police and Crime Commissioner	-115	22,053	664	0
Merseyside Fire and Rescue Authority	0	8,494	230	-146
Parish Councils	0	1424	0	0
Liverpool City Region Combined Authority	-61	20,102	24	0
Merseyside Recycling and Waste Authority	-1,246	15,849	128	0
Merseyside Pensions Authority - Employers' Contributions	0	7,182	0	-1,461
MerseyCare NHS Foundation	-25	7,063	461	-576
NHS Cheshire & Merseyside ICB	-32,458	1,243	16,298	-230
Sefton New Directions Limited	-64	8,353	9	-676
Sandway Homes	-1,207	18	2,402	0
Sefton CVS	-1	1,938	0	0
Sefton Carers Centre	-8	853	0	0

<u>2022/2023</u>	Income £000s	Expenditure £000s	Debtors £000s	Creditors £000s
Merseyside Police and Crime Commissioner	-259	19,921	571	0
Merseyside Fire and Rescue Authority	-187	7,752	138	-313
Parish Councils	0	1,382	0	0
Liverpool City Region Combined Authority	-65	19,111	45	0
Merseyside Recycling and Waste Authority	-1,217	15,877	356	0
Merseyside Pensions Authority - Employers' Contributions	0	4,972	0	-2,551
MerseyCare NHS Foundation	-134	7,326	113	-14
Sefton New Directions Limited	-195	8,069	19	-92
Sandway Homes	-469	18	0	0
Sefton CVS	-1	1,935	0	0
Sefton Carers Centre	-11	851	0	0

The amounts owed by the Merseyside Police Authority and Merseyside Fire and Rescue Authority are the net amounts of Council Tax outstanding (after allowing for the Provision for Bad and Doubtful Debts) that relates to these bodies. There is no Provision for Bad and Doubtful Debts for amounts due from other bodies as all amounts have been assessed as being fully collectable.

Officers' Interests

The current Assistant Director of People (Operational In-House Services) (formerly the Head of Operational In-House Services) is a Council appointed representative on the Formby Pool Trust Board. There are no other senior officer relationships. Any significant financial transactions for any relevant organisations would be disclosed in the table above under Other Public Bodies.

There are no senior officer car loans outstanding at the end of 2023/2024.

Subsidiary and associated companies

Details of the Council's interest in companies is set out in Note 46.

Note: If organisations are no longer related parties in 2023/2024, they are not shown in 2022/2023.

45 CASH FLOW STATEMENTOPERATING ACTIVITIES

The surplus or deficit on the provision of services has been adjusted for the following items:

<u>2022/2023</u> £000s		<u>2023/2024</u> £000s
	<u>Adjustments to net surplus or deficit on the provision of services for non-cash movements</u>	
-20,633	Depreciation charged to CIES	-20,601
-3,341	Revaluation Gains / Losses (-) charged to CIES	6,153
-4,890	Movements in the Market Value of Investment Properties	703
-944	Amortisation of Intangible Assets	-1,424
-39,089	Reversal of non-cash items relating to retirement benefits debited to the CIES	2,451
623	Movement in Long-Term Debtors	2,253
70	Movement in Inventories	-31
30,858	Movement in Short-term Debtors	1,103
-14,070	Movement in Prepayments	5,863
-893	Movement in Short-term Creditors	-879
25,124	Movement in Receipts in Advance	-1,998
15,385	Movement in Provisions (Long-Term)	729
-11,800		-5,678
	<u>Adjustments for items included in the net surplus or deficit on the provision of services that are investing and financing activities</u>	
2,588	Gain (+) / Loss (-) on Sale of Fixed Assets	-8,219
31,530	Capital Grants and Contributions credited to the CIES	40,799
903	Capital receipts not related to disposals	1,264
-913	Other Adjustments	-834
34,108		33,010

The cash flows for operating activities include the following items:

<u>2022/2023</u> £000s	The cash flows for operating activities include the following items:	<u>2023/2024</u> £000s
-2,137	Interest received	-2,527
7,165	Interest Paid	5,797

FINANCING ACTIVITIES

The following table provides a reconciliation between the movements on the Balance Sheet during the year and net cash flows from financing activities in the Cash Flow Statement:

Notes to the Financial Statements

<u>2023/2024</u>	<u>31 March 2023</u>	Financing Cash Flows	Acquisitions	Other non- financing Cash Flows	<u>31 March 2024</u>
	£000s	£000s	£000s	£000s	£000s
Current Portion of Long-term Borrowing	-12,995	3,070	0	-581	-10,506
Long-term Borrowing	-121,798	-6,155	0	0	-127,953
Short-term Deferred Liabilities	-983	-120	0	0	-1,103
Long-term Deferred Liabilities	-5,498	1,083	0	0	-4,415
Short-Term Debtors	77,085	401	0	-446	77,040
Short-Term Creditors	-63,526	166	0	-1,528	-64,888
Total	-127,715	-1,555	0	-2,555	-131,825

The movements in short-term debtors and short-term creditors shown under Financing Cash Flows relate to the net amounts owed to or from the Government and Major Preceptors in respect of their share of council tax and business rates balances which are accounted for on an agency basis. The movements recorded under Other Cash Flows relate to operating and investing activities.

<u>2022/2023</u>	<u>31 March 2022</u>	Financing Cash Flows	Acquisitions	Other non- financing Cash Flows	<u>31 March 2023</u>
	£000s	£000s	£000s	£000s	£000s
Current Portion of Long-term Borrowing	-34,719	21,595	0	129	-12,995
Long-term Borrowing	-133,714	11,916	0	0	-121,798
Short-term Deferred Liabilities	-934	-49	0	0	-983
Long-term Deferred Liabilities	-6,481	983	0	0	-5,498
Short-Term Debtors	43,560	-205	0	33,730	77,085
Short-Term Creditors	-63,567	-255	0	296	-63,526
Total	-195,855	33,985	0	34,155	-127,715

46 INTEREST IN COMPANIES

As the three companies below don't have to file their accounts until 31 December 2024, they have not yet been incorporated into the Council's Group accounts. Once all accounts have been completed and audited, they will be incorporated.

Sefton New Directions Limited

Sefton New Directions Limited was incorporated on 15 January 2007 and began trading on 1 April 2007. It is a wholly owned subsidiary of the Council. Its principal activity is providing Social Care Services for Adults and those with Learning and / or Physical Disabilities. The filing of accounts for the company is required by Companies House by 31 December 2024.

Sandway Homes

On 19 July 2018 Sefton (ACS) Development Company Limited, a company limited by shares and wholly owned by Sefton MBC, was incorporated. On 29 October 2018 Sandway Homes Limited, a company limited by share and wholly owned by Sefton (ACS) Developments Limited, was incorporated. The nature of business of Sandway Homes Limited is registered as development of building projects. The filing of accounts of both companies is required by Companies House by 31 December 2024.

Sefton Hospitality Operations Ltd

In May 2021 Sefton Hospitality Operations Limited, a company limited by shares and wholly owned by Sefton MBC, was incorporated. The Company is registered as providing hospitality services. The filing of accounts for the company is required by Companies House by 31 December 2024.

47 OPERATING LEASES**Authority as a Lessee**

The Council employs operating leases to obtain the use of certain vehicles and equipment. During 2023/2024 operating lease payments totalled £0.000m (£0.011m in 2022/2023).

In addition, the Council leases a number of properties from third parties under operating lease agreements. During 2023/2024 lease rentals paid for properties under these lease agreements totalled £0.118m (£0.118m in 2022/2023).

The future lease payments due under non-cancellable leases in future years are:

<u>31 March</u> 2023 £000s		<u>31 March</u> 2024 £000s
51	Not later than one year	51
188	Later than one year and not later than five years	181
2,207	Later than five years	2,164
2,446		2,396

Authority as a Lessor

The Council leases a number of properties to third parties under operating lease agreements. The assets leased include shops, offices, land and other commercial properties. These property leases are for economic development purposes to provide suitable affordable accommodation for local businesses. During 2023/2024 lease rentals received from these operating lease agreements totalled £4.746m (£5.630m in 2022/2023).

The future lease payments receivable under non-cancellable leases in future years are:

<u>31 March</u> 2023 £000s		<u>31 March</u> 2024 £000s
3,982	Not later than one year	3,268
11,075	Later than one year and not later than five years	10,731
262,544	Later than five years	235,888
277,601		249,887

48 FINANCE LEASES**Authority as Lessee**

The Council has acquired a number of administrative buildings under finance leases.

The assets acquired under these leases are carried as Property, Plant and Equipment in the Balance Sheet at the following net amounts:

<u>31 March</u> 2023 £000s		<u>31 March</u> 2024 £000s
1,643	Other Land and Buildings	1,456
1,643		1,456

The Authority is committed to making minimum payments under these leases comprising settlement of the long-term liability for the interest in the property acquired by the Authority and finance costs that will be payable by the Authority in future years while the liability remains outstanding. The minimum lease payments are made up of the following amounts:

31 March 2023 £000s		31 March 2024 £000s
	Finance lease liabilities (net present value of minimum lease payments):	
222	• Current	246
2,737	• Non-current	2,491
1,257	Finance costs payable in future years	1,000
4,216	Minimum lease payments	3,737

The minimum lease payments will be payable over the following periods:

	Minimum Lease Payments		Finance Lease Liabilities	
	31 March 2023 £000s	31 March 2024 £000s	31 March 2023 £000s	31 March 2024 £000s
Not later than one year	480	480	223	246
Later than one year and not later than five years	1,920	1,920	1,148	1,267
Later than five years	1,817	1,337	1,590	1,225
	4,217	3,737	2,961	2,738

The minimum lease payments do not include rents that are contingent on events taking place after the lease was entered into, such as adjustments following rent reviews. In 2023/2024 £0.020m contingent rents were payable by the Authority (£0.020m were paid in 2022/2023).

Authority as Lessor

The Authority did not lease out any properties on finance leases in 2023/2024 (none in 2022/23).

49 PFI AGREEMENT / SERVICE CONCESSION

Crosby Leisure Centre

On 18 September 2001, the Council entered into an agreement under a Private Finance Initiative with Waterfront Leisure (Crosby) Limited for the provision and operation of a leisure centre in Crosby. Under the terms of the agreement Waterfront Leisure constructed the centre and will operate it for a period of 25 years in accordance with the Council's specification. The contractor has the obligation to maintain the building to a minimum acceptable condition and to procure and maintain the plant and equipment needed to operate the leisure centre. The building and any plant and equipment installed will be transferred to the Council at the end of the 25-year contract for nil consideration. The Council only has the right to terminate the contract if it pays within three months:

1. the senior cost;
2. any redundancy payments of the contractor that have been reasonably incurred;
3. all amounts shown in the base financial model as payable by the contractor from the termination date.

Payments

The Council will pay an annual unitary charge for the serviced facility. At the start of the contract it was estimated this would total £23.860m over the life of the concession period (25 years). The figure is subject to inflationary increases with potential reductions should the service provided fall below specified standards. The charge is also eligible for government grant. The centre was opened on 17 February 2003. Payments to the contractor in 2023/2024 were £1.478m (£1.410m in 2022/2023) with government grants of £0.561m received in the year (£0.561m in 2022/2023).

The outstanding commitments (Unitary Payments) due to be made to Waterfront Leisure (Crosby) Limited each year until the end of the contract in 2028 are required to be brought into the Comprehensive Income and Expenditure Statement. In addition to this unitary payment, Waterfront Leisure generates income through the provision of goods and services, which has enabled a lower unitary payment charge.

The table below shows the outstanding commitment for the PFI contract and has been split between the key elements. It should be noted that the outstanding commitment has been inflated using the inflationary factors included within the original contract.

Commitments under PFI Contract	Reimbursement of Capital Expenditure £000s	Interest £000s	Service Charge £000s
Contract Payments in 2024/2025	315	169	792
Contract Payments between 2025/2026 and 2026/2027	722	215	1,701
Contract Payments in 2027/2028	419	39	901

Liabilities

Although the payments made to the contractor are described as unitary payments, they have been calculated to compensate the contractor for the fair value of the services they provide, the capital expenditure incurred and interest payable whilst the capital expenditure remains to be reimbursed. The liability outstanding to pay the liability to the contractor for capital expenditure incurred is as follows:

2022/2023 £000s		2023/2024 £000s
-1,859	Balance outstanding at start of year	-1,672
187	Payments during the year	216
-1,672	Balance outstanding at the year-end	-1,456

Property Plant and Equipment

The assets used to provide services at Crosby Leisure Centre are recognised on the Council's Balance Sheet. The following table shows the value of assets held under Crosby Leisure Centre PFI scheme at each Balance Sheet date and an analysis of the movement in those values:

2022/2023 £000s	Other Land & Buildings: PFI Assets	2023/2024 £000s
	<u>Cost or Valuation</u>	
11,356	Opening Balance at 1 April	11,433
77	Additions	8
0	Revaluations	0
11,433	Closing Balance at 31 March	11,441
	<u>Depreciation and Impairments</u>	
0	Opening Balance at 1 April	-211
-211	Depreciation Charge	-214
0	Revaluations	0
-211	Closing Balance at 31 March	-425

2022/2023 £000s	Other Land & Buildings: PFI Assets	2023/2024 £000s
	<u>Balance Sheet Amount</u>	
11,356	Opening Balance at 1 April	11,222
11,222	Closing Balance at 31 March	11,016

50 PARTICIPATION IN PENSION SCHEMES

As part of the terms and conditions of employment of its officers and other employees, the Authority offers retirement benefits. Although retirement benefits will not actually be payable until employees retire, the Authority has a commitment to make the payments that needs to be disclosed at the time that employees earn their future entitlement.

The Authority participates in three pension schemes:

Pension Schemes Accounted for as Defined Contribution Schemes**Teachers' Pension Scheme (TPS)**

Teachers employed by the Authority are members of the Teachers' Pension Scheme, administered by Capita Teachers' Pensions on behalf of the Department for Education. It provides teachers with specified benefits upon their retirement, and the Authority contributes towards the costs of making contributions based on a percentage of members' pensionable salaries.

The Scheme is a multi-employer defined benefit scheme. The scheme is unfunded, and the Department for Education uses a notional fund as the basis for calculating the employers' contribution rate paid by local authorities. Valuations of the notional fund are undertaken every four years.

The scheme has approximately 12,350 participating employers and consequently the Authority is not able to identify its share of the underlying financial position and performance of the scheme with sufficient reliability for accounting purposes. For the purpose of this Statement of Accounts, it is therefore accounted for on the same basis as a defined contribution scheme. As a proportion of the total contributions into the Teachers' Pension Scheme during the year ending 31 March 2024, the Authority's own contributions equate to approximately 0.21%.

In 2023/2024, the Council paid £13.834m to Teachers' Pensions in respect of teachers' retirement benefits, representing 23.68% of teachers' pensionable pay. The figures for 2022/2023 were £14.181m and 23.68%. Contributions of £1.196m remained payable at the year-end. The contributions due to be paid in 2024/2025 are estimated to be £17.463m.

In cases of redundancy or early retirement in the interests of the efficiency of the service, the Authority is responsible for the cost of any additional benefits awarded that are outside the terms of the teachers' scheme. In 2022/2023 these contributions amounted to £0.805m, representing 1.38% of teachers' pensionable pay. The figures for 2022/2023 were £0.774m and 1.29%.

NHS Pension Scheme

As a result of the transfer of responsibility for Public Health to local authorities in April 2013, a number of staff also transferred who are members of the NHS Pension Scheme, administered by NHS Pensions on behalf of the Department of Health. It provides staff with specified benefits upon their retirement, and the Authority contributes towards the costs of making contributions based on a percentage of members' pensionable salaries.

The Scheme is a multi-employer defined benefit scheme. The scheme is unfunded, and the Department of Health uses a notional fund as the basis for calculating the employers' contribution rate paid by local authorities. Valuations of the notional fund are undertaken every four years.

The scheme has approximately 7,850 participating employers and consequently the Authority is not able to identify its share of the underlying financial position and performance of the scheme with sufficient reliability for accounting purposes. For the purpose of this Statement of Accounts, it is therefore accounted for on the same basis as a defined contribution scheme. As a proportion of the total contributions into the NHS Pension Scheme during 2023/2024, the Authority's own contributions equate to less than 0.001%.

In 2023/2024, the Council paid £0.032m to NHS Pensions in respect of retirement benefits, representing 15.00% of the employees' pensionable pay. The figures for 2022/2023 were £0.034m and 20.11%. Contributions of £0.002m remained payable at 31 March 2024 (£0.004m at 31 March 2023). The contributions due to be paid in 2024/2025 are estimated to be £0.029m.

Defined Benefit Schemes**Local Government Pension Scheme (LGPS)**

All employees not eligible to join the Teachers' Pension Scheme or the NHS Pension Scheme are, subject to certain qualifying criteria, eligible to join the Local Government Pension Scheme. Wirral Metropolitan Borough Council acts as the administering authority of the LGPS as lead authority for the Merseyside councils' scheme, the Merseyside Pension Fund (MPF). This is a funded defined benefit final salary scheme (career average revalued earnings scheme from 1 April 2014), meaning that the Authority and employees pay contributions into the fund, calculated at a level intended to balance the pension liabilities with investment assets.

In 2023/2024, the Council paid £21.675m to the MPF in respect of retirement benefits, representing 16.42% of employees' pensionable pay. The figures for 2022/2023 were £19.934m and 15.88%. Contributions of £1.461m remained payable at 31 March 2024 (£2.551m at 31 March 2023).

In cases of redundancy or early retirement in the interests of the efficiency of the service, the cost of any added years awarded is borne by the Council and not the Local Government Pension Scheme. In 2023/2024 these contributions amounted to £1.320m representing 1.00% of pensionable pay. The figures for 2022/2023 were £1.250m and 1.00%.

The principal risks of the scheme to the Authority are the longevity assumptions, statutory changes to the scheme, structural changes to the scheme (i.e., large-scale withdrawals from the scheme), changes to inflation, bond yields and the performance of the equity investments held by the scheme. These are mitigated to a certain extent by the statutory requirements to charge the General Fund the amounts required by statute, as described in the accounting policies note.

Transactions Relating to Post-Employment Benefits

The cost of retirement benefits is recognised in the Cost of Services when they are earned by employees, rather than when the benefits are eventually paid as pensions. However, the charge we are required to make against Council Tax is based on the cash payable in the year, so the real cost of retirement benefits are reversed out of the General Fund via the Movement in Reserves Statement.

The following transactions have been made in the Comprehensive Income and Expenditure Statement and the General Fund Balance via the Movement in Reserves Statement during the year:

<u>2022/2023</u>		<u>Comprehensive Income and Expenditure Statement</u>	<u>2023/2024</u>	
LGPS £000s	TPS Unfunded Liabilities £000s		LGPS £000s	TPS Unfunded Liabilities £000s
48,958	0	<u>Cost of Services:</u>		
123	0	Current Service Cost	23,961	0
628	0	Curtailment Cost	87	0
0	0	Administration Expenses	660	0
0	0	Effect of Settlements	0	0
0	0	Past Service Cost	44	0
		<u>Financing and Investment Income and Expenditure:</u>		
11,304	149	Net Interest Cost	686	206
61,013	149	Total Post Employment Benefit Charged to the Surplus or Deficit on the Provision of Services	25,438	206
-432,941	-476	Re-measurement of the Net Defined Benefit Liability	-55,677	-35
-371,928	-327	Total Post Employment Benefit Charged to the Comprehensive Income and Expenditure Statement	-30,239	171

<u>2022/2023</u>		Movement in Reserves Statement	<u>2023/2024</u>	
LGPS £000s	TPS Unfunded Liabilities £000s		LGPS £000s	TPS Unfunded Liabilities £000s
-61,013	-149	Reversal of net charges made to the Deficit for the Provision of Services for post-employment benefits in accordance with the Code	-25,438	-206
		<u>Actual amount charged against the General Fund for pensions in the year:</u>		
21,299	774	<ul style="list-style-type: none"> employers' contributions payable to the scheme retirement benefits payable direct to pensioners 	27,290	805

Assets and Liabilities in Relation to Retirement Benefits

Pensions Assets and Liabilities Recognised in the Balance Sheet

The amount included in the Balance Sheet arising from the Authority's obligation in respect of its defined benefit plans is as follows:

<u>2022/2023</u>			<u>2023/2024</u>	
LGPS £000s	TPS Unfunded Liabilities £000s		LGPS £000s	TPS Unfunded Liabilities £000s
-1,127,899	-4,598	Present Value of the Defined Benefit Obligation	-1,142,046	-3,964
1,099,963	0	Fair Value of Plan Assets	1,171,639	0
-27,936	-4,598	Net Asset / Liability (-) arising from defined benefit obligation	29,593	-3,964

Reconciliation of Present Value of the Scheme Liabilities (Defined Benefit Obligation)

<u>2022/2023</u>			<u>2023/2024</u>	
LGPS £000s	TPS Unfunded Liabilities £000s		LGPS £000s	TPS Unfunded Liabilities £000s
1,566,809	5,699	Opening Balance at 1 April	1,127,899	4,598
48,958	0	Current Service Cost	23,961	0
43,431	149	Interest Cost on Pension Liabilities	53,236	206
8,115	0	Contributions from scheme participants	8,383	0
0	-71	Remeasurement Gains (-) and Losses:		
		- Actuarial Gains / Losses arising from changes in demographic assumptions	-14,677	-60
-601,995	-727	- Actuarial Gains / Losses arising from changes in financial assumptions	-16,919	0
101,962	322	- Experience Gains / Losses	6,039	25
-39,504	-774	Benefits paid	-46,007	-805
123	0	Curtailment Cost	87	0
0	0	Settlements	0	0
0	0	Past Service Cost	44	0
1,127,899	4,598	Closing Balance at 31 March	1,142,046	3,964

Reconciliation of the Movements in the Fair Value of the Scheme (Plan) Assets

2022/2023			2023/2024	
LGPS £000s	TPS Unfunded Liabilities £000s		LGPS £000s	TPS Unfunded Liabilities £000s
1,145,646	0	Opening Balance at 1 April	1,099,963	0
32,127	0	Interest Income	52,550	0
-67,092	0	Remeasurement Gains / Losses (-): - The return on plan assets, excluding the amount included in the net operating expense	30,120	0
21,299	774	Contributions from Employer	27,290	805
8,115	0	Contributions from Employees into the Scheme	8,383	0
-39,504	-774	Benefits paid	-46,007	-805
-628	0	Administration Expenses	-660	0
1,099,963	0	Closing Balance at 31 March	1,171,639	0

Local Government Pension Scheme Assets Comprised:

2022/2023			2023/2024	
Quoted £000s	Unquoted £000s		Quoted £000s	Unquoted £000s
19,020	0	Cash and Cash Equivalents	11,770	0
		Equities:		
147,541	12,376	- UK	150,334	4,571
245,142	127,348	- Global	277,568	161,328
392,683	139,724		427,902	165,899
		Bonds:		
651	0	- Overseas Government	5,435	0
713	0	- Collateralised Bonds	441	0
13,789	0	- UK Government	5,444	0
24,131	0	- UK Corporate	10,962	0
100,922	0	- UK Index Linked	56,798	0
6,419	0	- Overseas Corporate	8,314	0
-5,103	0	- Derivative Contracts	247	0
141,522	0		87,641	0
		Property:		
0	49,180	- UK Direct Property	0	54,600
977	35,284	- Property Managed (UK)	988	46,941
0	34,090	- Property Managed (Global)	0	37,923
977	118,554		988	139,464
		Alternatives:		
109	41,038	- Private Equity (UK)	124	55,464
0	62,860	- Private Equity (Global)	494	62,876
0	217	- Other Alternatives (UK)	0	371
0	26,599	- Other Alternatives (Global)	0	30,017
0	59,494	- Infrastructure (UK)	0	74,982
0	33,547	- Infrastructure (Global)	0	39,406
0	16,285	- Private Credit (UK)	371	17,417
1,737	37,021	- Private Credit (Global)	1,606	44,100
0	3,908	- Multi Asset	0	4,571
0	4,668	- Goodhart	0	6,176
1,846	285,637		2,595	335,380
556,048	543,915	Total Assets (Quoted / Unquoted)	530,896	640,743
	1,099,963	Total Assets		1,171,639

Basis for Estimating Assets and Liabilities

Liabilities have been assessed on an actuarial basis using the projected unit credit method, an estimate of the pensions that will be payable in future years dependent upon assumptions about mortality rates, salary levels etc. Both the Local Government Pension Scheme and Teachers' Pension Scheme Unfunded Liabilities have been estimated by Mercer Human Resource Consulting, an independent firm of actuaries, estimates being based on the latest full actuarial valuation of the scheme as at 31 March 2022.

The principal assumptions used by the actuary have been:

2022/2023		2023/2024
	<u>Mortality assumptions (years):</u>	
	Local Government Pension Scheme:	
21.2	Longevity at 65 for current pensioners: Men	20.9
23.7	Longevity at 65 for current pensioners: Women	23.4
22.6	Longevity at 65 for future pensioners: Men	22.2
25.5	Longevity at 65 for future pensioners: Women	25.2
	Teachers' Pension Scheme Unfunded Liabilities:	
21.2	Longevity at 65 for current pensioners – aged 65: Men	20.9
23.7	Longevity at 65 for current pensioners – aged 65: Women	23.4
12.8	Longevity at 65 for current pensioners – aged 75: Men	12.6
14.8	Longevity at 65 for current pensioners – aged 75: Women	14.5
	<u>Other assumptions</u>	
2.7%	Rate of Inflation - CPI	2.7
4.2%	Rate of increase in salaries	4.2
2.8%	Rate of increase in pensions	2.8
4.8%	Rate for discounting scheme liabilities (LGPS)	4.9
4.9%	Rate for discounting scheme liabilities (TPS Unfunded Liabilities)	4.9

The estimation of the defined benefit obligations is sensitive to the actuarial assumptions set out in the table above. The sensitivity analyses below have been determined based on reasonably possible changes of the assumptions occurring at the end of the reporting period and assumes for each change that the assumption analysed changes while all the other assumptions remain constant. The assumptions for longevity, for example, assume that life expectancy increases for men and women. In practice, this is unlikely to occur, and changes in some of the assumptions are interrelated. The estimations in the sensitivity analysis have followed the accounting policies of the scheme, i.e., on an actuarial basis using the projected unit cost method. The methods and types of assumptions used in preparing the sensitivity analysis below did not change from those used in the previous period.

	Impact on the Defined Benefit Obligation in the Scheme	
	Increase in Assumption £000s	Decrease in Assumption £000s
<u>Local Government Pension Scheme</u>		
Longevity (increase or decrease in 1 year)	28,882	-28,882
Rate of Inflation (increase or decrease by 0.25%)	41,583	-41,583
Rate of Increase in Salaries (increase or decrease by 0.25%)	7,065	-7,065
Rate of Increase in Pensions (increase or decrease by 0.25%)	41,583	-41,583
Rate for Discounting Scheme Liabilities (increase or decrease by 0.5%)	-78,834	78,834
Investment Returns (increase or decrease by 1%)	-11,665	11,665

	Impact on the Defined Benefit Obligation in the Scheme	
	Increase in Assumption	Decrease in Assumption
	£000s	£000s
<u>Teachers' Additional Unfunded Pensions</u>		
Longevity (increase or decrease in 1 year)	247	-247
Rate of Inflation (increase or decrease by 0.25%)	46	-46
Rate for Discounting Scheme Liabilities (increase or decrease by 0.5%)	-89	89

Impact on the Authority's Cash Flows

The objectives of the Local Government Pension Scheme are to keep employers' contributions at as constant a rate as possible. The Council has agreed a strategy with the scheme's actuary to achieve a funding level of 100% over the next 13 years. Funding levels are monitored on an annual basis. The most recent triennial valuation took place on 31 March 2022 and has set contributions levels for 2023/2024 to 2025/2026.

The total payments expected to be made to the local government pension scheme by the Council in the year to 31 March 2025 is £22.765m.

The total payments expected to be made by the Council to former teachers receiving additional unfunded pensions in the year to 31 March 2025 is £0.805m.

The weighted average duration of the defined benefit obligation for Local Government Pension Scheme members is 17 years in 2023/2024 (17 years in 2022/2023). The weighted average duration for former teachers receiving additional unfunded pensions is 5 years in 2023/2024 (5 years in 2022/2023).

51 CONTINGENT LIABILITIES

Collateral warranty by the Council in favour of the Security Trustee (Prudential Trustee Company Limited)

The Council has given a number of warranties for up to 35 years in respect of environmental pollution, statements, title, encumbrances, planning matters, statutory obligations, adverse orders, tenancies, information and statistics supplied, sales off, disputes and litigation, rights of entry to maintain and repair, absence of adverse replies, electricity sub-stations and shop leases, leasehold property, wayleaves, telecommunications and works undertaken.

In addition, the following specific warranties have been given from the date of transfer (30 October 2006):

- Unlimited warranty for up to 35 years in respect of vires claims
- Warranty for up to 20 years in respect of claims in relation to asbestos, except that this shall not apply in respect of the first £10,685,780 of costs and expenses incurred in aggregate on asbestos works.

In aggregate, the value of these warranties is limited to £100,500,000 plus any costs associated with interest and loan breakage costs due under the One Vision Loan Agreement.

Collateral warranty by the Council in favour of One Vision Housing Limited

The Council has given a number of warranties for up to 17 years in respect of statements, title, encumbrances, planning matters, statutory obligations, adverse orders, tenancies, information and statistics supplied, sales off, disputes and litigation, rights of entry to maintain and repair, absence of adverse replies, electricity sub-stations and shop leases, leasehold property, wayleaves, telecommunications and works undertaken.

In addition, the following specific warranties have been given from the date of transfer (30 October 2006):

- Warranty not exceeding £100,500,000 for up to 20 years in respect of environmental pollution.
- Warranty for up to 20 years in respect of claims in relation to asbestos, except that this shall not apply in respect of the first £8,439,750 of costs and expenses incurred in aggregate on asbestos works.
- Unlimited warranty for up to 17 years in respect of vires claims.

Contamination Costs: During 2011/2012, it was identified there was a site in the Borough that was contaminated and there would be significant costs associated with clearing the contamination. Sefton has an Earmarked Reserve of £1.380m to cover potential costs associated with clearing the contamination. There is a potential further liability if the costs of clearing the contamination are greater than currently envisaged.

Merseyside Pension Fund - Contractor Admission Bodies: The Council provides guarantees for any potential unfunded liabilities on the Merseyside Pension Fund for Sefton New Directions Limited and Agilisys Limited. The most recently notified value of the guarantees was nil for Sefton New Directions Limited and £1.077m for Agilisys Limited. The values are highly dependent on market conditions at the time of the valuation and can vary significantly between valuations.

52 CONTINGENT ASSETS

Receipts from Former Council House Sales: The Council agreed to share any proceeds of former council house sales if they were subsequently sold by One Vision Housing Limited. The arrangement lasts until 31 March 2037 and the amount received will depend on the number of sales each year.

VAT Sharing Arrangement: As part of the voluntary stock transfer an agreement was reached with One Vision Housing Limited to share their VAT that they can claim from HM Revenue and Customs. This arrangement is unique to councils and registered social landlords upon transfer. This arrangement was due to end on 30 October 2016 but has now been extended until 2027. Sefton's share of reclaimable VAT is estimated to be in the region of £0.1m until the end of the arrangement.

53 FINANCIAL INSTRUMENTS

A financial instrument is any contract that gives rise to a financial asset of one entity and a financial liability of another. Typical financial instruments include trade creditors and borrowings (liabilities) and investments and trade debtors (assets).

Financial Instruments in so far as the Authority is concerned relate to investments, cash and cash equivalents, loans receivable, borrowings, trade creditors and debtors.

The following categories of financial instrument are carried in the Balance Sheet:

FINANCIAL ASSETS	Long Term		Current	
	31/03/2023 £000s	31/03/2024 £000s	31/03/2023 £000s	31/03/2024 £000s
Fair Value through Profit or Loss				
Investments	0	11,101	0	0
Amortised Cost				
Debtors	8,621	10,866	66,780	64,490
Cash and cash equivalents	0	0	26,305	-1,577
Total Financial Assets	8,621	10,866	93,085	62,913
Non-financial assets - Debtors	0	0	10,304	12,550
Total	8,621	10,866	103,389	75,463

FINANCIAL LIABILITIES	Long Term		Current	
	31/03/2023 £000s	31/03/2024 £000s	31/03/2023 £000s	31/03/2024 £000s
Amortised Cost				
Borrowing	121,798	127,953	12,995	10,506
Creditors	0	0	63,526	64,888
Service Concessions and Finance Lease Liabilities	5,498	4,415	983	1,103
Total Financial Liabilities	127,296	132,368	77,504	76,497

Designated to fair value through profit and loss and statutory override

The Council holds a £5m pooled investment in a property fund. As a result of the change in accounting standards for 2018/2019, under IFRS 9, this investment had been reclassified as Fair Value through Profit and Loss. To avoid any impact on the General Fund balance, the Ministry of Housing, Communities and Local Government have agreed a temporary override to allow English Local Authorities time to adjust their portfolio of all pooled investments. This override commences on the 1st April 2018 and lasts for five years. The Council will use the statutory override to account for any changes in the fair value on its pooled investments.

Items of income, expense, gains or losses

The gains and losses recognised in the Comprehensive Income and Expenditure Statement in relation to the above financial instruments are made up as follows:

	31 March 2024		
	Surplus or Deficit on the Provision of Services £000s	Other Comprehensive Income and Expenditure £000s	Total £000s
Net Gains/ Losses on:			
Financial assets measured at fair value through profit or loss	-206	0	-206
Total net gains/ losses (-)	-206	0	-206
Interest Revenue			
Financial assets measured at fair value through profit or loss	-2,480	0	-2,480
Total Interest Revenue	-2,480	0	-2,480
Interest Expense	6,378	0	6,378

Comparative figures for the previous financial year are made up as follows:

	31 March 2023		
	Surplus or Deficit on the Provision of Services £000s	Other Comprehensive Income and Expenditure £000s	Total £000s
Net Gains/ Losses on:			
Financial assets measured at fair value through profit or loss	-1,042	0	-1,042
Total net gains/ losses (-)	-1,042	0	-1,042
Interest Revenue			
Financial assets measured at fair value through profit or loss	-2,093	0	-2,093
Total Interest Revenue	-2,093	0	-2,093
Interest Expense	7,036	0	7,036

Fair Value of Assets and Liabilities.

The Churches and Charities Local Authority LAMIT Property Fund asset is measured in the balance sheet (Long Term Investments) at fair value on a recurring basis.

Recurring Fair Value Measurements	<u>Input level in Fair Value Hierarchy</u>	<u>Valuation technique used to measure Fair Value</u>	31 March 2023 £000s	31 March 2024 £000s
Financial Instruments - CCLA	Level 1	Unadjusted quoted prices in active markets for identical shares	5,278	5,072

The Fair Values of Financial Assets and Liabilities that are not measured at Fair Value but require a Fair Value disclosure.

Financial liabilities and financial assets represented by loans and debtors are carried in the Balance Sheet at amortised cost. Their fair value can be assessed by calculating the present value of the cash flows that will take place over the remaining term of the instruments (Level 2 Input – inputs other than quoted prices that are observable for the financial asset/ liability). We have used the following assumptions:

- The discount rate used in the net present value calculation is equal to the current rate in relation to the same instrument from a comparable lender. This rate will be the rate applicable in the market on the date of valuation (31st March 2024), for an instrument of the same duration.
- For PWLB debt the new borrowing rate has been used, as opposed to the premature repayment rate.

The fair value calculation has been based on the comparable new borrowing / deposit rate for the same financial instruments from a comparable lender. A consistent approach has been applied to assets and liabilities.

The purpose of the fair value valuation is to allow evaluation quantitatively of the Authority's financial position and performance with regard to each class of financial instrument, and also to indicate the extent of the Authority's risk exposure arising as a result of these transactions. The fair value also indicates the cost / benefits to the Council of retaining fixed interest borrowings and investments to maturity.

The fair values calculated are as follows:

FINANCIAL LIABILITIES	31 March 2023		31 March 2024	
	Carrying amount £000s	Fair value £000s	Carrying amount £000s	Fair value £000s
Financial Liabilities held at amortised cost				
Borrowing-PWLB	134,773	118,561	138,439	123,460
Borrowing-Other	20	20	20	20
Short-term Creditors	63,526	63,526	64,888	64,888
PFI and finance lease liabilities	6,481	6,481	5,518	5,518
Total	204,800	188,588	208,865	193,886

The fair value is more than the carrying amount because the Authority's portfolio of loans includes a number of fixed rate loans where the interest rate payable is higher than the rates available for similar loans at the Balance Sheet date. This commitment to pay interest above the current market rate increases the amount that the Authority would have to pay if the lender requested or agreed to early repayment of the loan.

FINANCIAL ASSETS	31 March 2023		31 March 2024	
	Carrying amount £000s	Fair value £000s	Carrying amount £000s	Fair value £000s
Cash and Cash Equivalents	26,305	26,305	-1,577	-1,577
Short-term Debtors	66,780	66,780	64,490	64,490
Long-term Debtors	8,621	8,621	10,866	10,866
Total	101,706	101,706	73,779	73,779

No fixed rate investments were held at the Balance Sheet date therefore, the fair value is the same as the carrying amount as all investments are at current market rates.

Short term debtors and creditors are carried at cost as this is a fair approximation of the value.

54 **NATURE AND EXTENT OF RISKS ARISING FROM FINANCIAL INSTRUMENTS**

The Authority is required to disclose information, which enables the user of these statements of accounts to evaluate the nature and extent of any risk arising from Financial Instruments.

The Authority's activities expose it to a variety of financial risks:

- i) Credit risk – the possibility that other parties may fail to pay amounts due to the Authority;
- ii) Liquidity risk – the possibility that the Authority may not have funds available to meet its commitments to make payments;
- iii) Market risk – the possibility that financial loss may arise for the Authority as a result of changes in such measures as interest rates or stock market movements.

The Treasury Management Policy and Strategy documents approved by Council annually seek to limit the risk of potential adverse effects on resources available to fund services arising due to the impact of unpredictable movements in the financial markets on treasury management activity undertaken by the in-house team.

Credit Risk

The main element of credit risk the Authority is exposed to arises from deposits with banks, building societies and money market funds, as well as credit exposures to the Authority's customers.

This risk is managed through the Authority's Treasury Management Policy and Strategy documents approved by Council annually. These documents set out the limits in terms of value and duration over which investment can be made with the various Banks and Building Societies included on the Authority's Counter Party lending list. This counter party list is made up of the institutions that have been rated using the Fitch scoring methodologies and any changes to the institutions rating that result in a non-compliance with the minimum criteria will see the institution taken off the counter party list.

Credit rating agencies such as Fitch rate institutions depending upon:

- Long term ability to meet all of their most senior financial obligations on a timely basis
- Short term ability to meet financial obligations within a relatively short time period
- Viability rating attempts to assess how a bank would be viewed if it was entirely independent of any external support
- Sovereign rating reflects the strength of a country's economy, and hence the ability of a country's Government to support its financial institutions.

The credit criteria in respect of Financial Assets held by the Authority is as detailed below:

Financial Asset Category	Criteria	Maximum Investment
Deposits with banks	Sovereign rating: AA- Short Term: F1 Long Term: A- Viability rating: A Active in sterling markets	£25m (the Authority currently operates an operational limit of £10m)
Deposits with building societies	Short Term: F1 (Fitch) / P-1 (Moody) Active in sterling markets Minimum total assets: £2,000m	£25m (the Authority currently operates an operational limit of £10m)
Deposits with money market funds	Sovereign rating: AAA	£15m

The above table demonstrates that the Authority will only invest in institutions that have the highest credit rating scores. For Banks, a risk score of F1+ (exceptionally strong credit quality), A- (High credit quality - low credit risk and very strong capacity to pay financial commitments), Building Societies that have a risk score of F1 (highest credit quality), P-1 (low risk) and Money Market Funds rating of AAA (highest credit quality).

The following analysis summarises the Authority's potential maximum exposure to credit risk at the balance sheet date. The figures represent the actual investment made and, based on experience of default and uncollectability over the last 15 financial years, adjusted to reflect current market conditions:

Estimated maximum exposure at 31/03/23		Amount at 31/03/24	Historical experience of default	Historical experience adjusted for market conditions at 31/03/24	Estimated maximum exposure to default & uncollectability at 31/03/24
£000s		£000s			£000s
		A		C	(A x C)
0	Deposits with Banks	0	0	0	0
26,110	Deposits with Money Market	11,770	0	0	0
0	Deposits Other	0	0	0	0
0	Customers	39,376	3.29%	3.29%	1,295
0					1,295

The Authority has no history of non-repayment of investments. There were no instances of counterparties failing to meet contractual obligations in relation to deposits during the financial year, and whilst no guarantee can be given against default, the Authority does not expect any losses from non-performance by any of its counterparties in relation to deposits.

The Authority also reduces its exposure of credit risk by limiting the number of investments with a maturity period of between 1 and 5 years to a maximum of 40% of our total investments. This ensures that the Authority does not tie up all its funds for a long period of time, increasing the risk of a bank running into financial problems.

As mentioned previously, the Authority has changed its investment policy with banks and when investing in banks it now only invests with extremely highly rated ones (with a Sovereign rating: AA+) that are backed by the Government in which the bank is situated. The Authority currently has no investments with banks. The Council does have an investment with the Churches & Charities Local Authority LAMIT Property Fund (CCLA) – this investment is in accordance with the Council’s Treasury Management Policy.

The profile of investments by country is shown below:

	Total Investments at 31 March 2023 £000s	Total Investments at 31 March 2024 £000s
United Kingdom Banks	0	0
Other: CCLA	5,278	5,072
	5,278	5,072

Although the Authority does not generally allow credit for customers, £32.849m of the £39.376m balance is past its due date for payment. The total debt amount can be analysed by age as follows:

	31 March 2023 £000s	31 March 2024 £000s
Less than three months	33,563	23,829
Three months to one year	8,010	5,636
More than one year	9,789	9,911
	51,387	39,376

A provision for bad debts relating to customers exists which totals £5.307m at 31 March 2024 (£4.878m at 31 March 2023). This provision relates to a wide variety of assets of which none are individually significant. The provision was increased by £1.376m in 2023/2024 (£0.849m in 2022/2023) and £0.947m was written-off during the year (£0.000m in 2022/2023).

Of this debt £8.403m is secured against properties at 31 March 2024 (£6.140m as at 31 March 2023). These properties are held as collateral but cannot be pledged or resold unless the owner defaults.

Liquidity Risk

The Authority has a comprehensive cash flow management system that seeks to ensure that cash is available as needed. If unexpected movements happen, the Authority has ready access to borrowings from the Public Works Loans Board (PWLB) and Money Markets as a result of the annual Treasury Management Policy and Strategy documents approved by Council. The authority has set an affordable borrowing limit that reflects its underlying need to borrow for a capital purpose, and this includes an allowance for exceptional cash flow movements. There is thus no significant risk that the Authority will be unable to raise finance to meet its commitments.

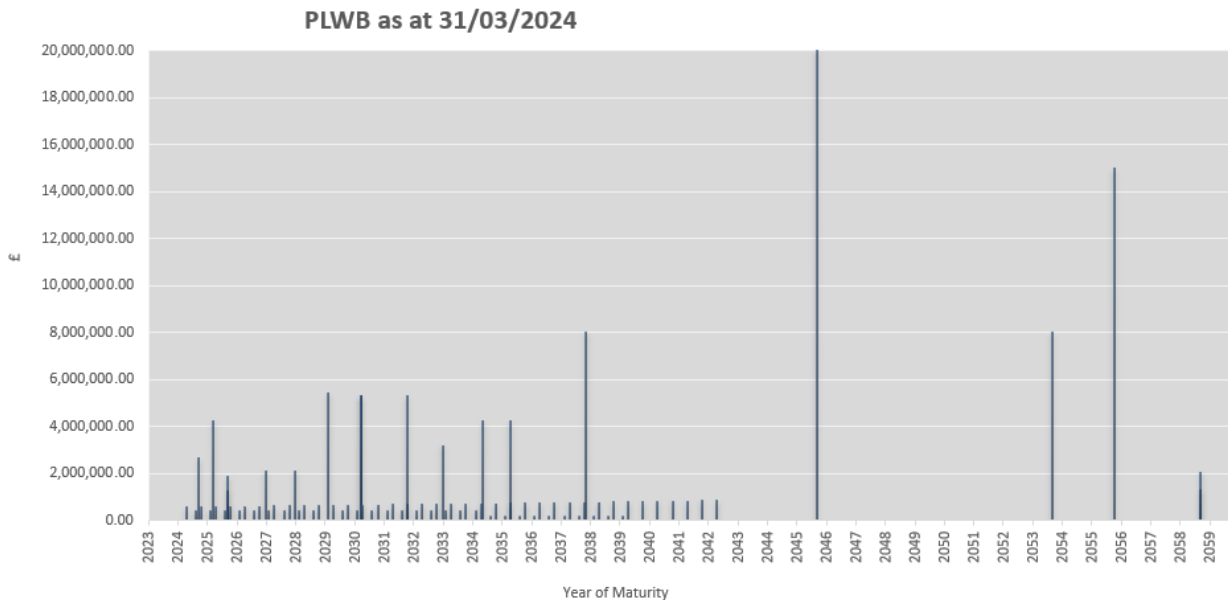
The risk for the Authority is that it will need to replace its borrowings at a time when interest rates are unfavourable, leading to additional ongoing financing costs. The strategy for the Council is to ensure that by careful planning of the repayment date for new and replacement loans, and (when economic to do so) the restructuring of debt, the maturity profile of its fixed rate loans do not exceed or fall below the limits for the periods set out below. These limits also ensure that the Authority does not have significant amounts of variable borrowing in the long term, exposing itself to major movements in interest rates. Analyses of the Council’s debt by type and maturity are shown in the following tables.

<u>Without Interest</u> <u>31 March</u> <u>2023</u> <u>£000s</u>	<u>With Interest Due</u> <u>31 March</u> <u>2023</u> <u>£000s</u>	Analysis of Loans by Type:	Range of Interest Rates Payable (%)	<u>Without Interest</u> <u>31 March</u> <u>2024</u> <u>£000s</u>	<u>With Interest Due</u> <u>31 March</u> <u>2024</u> <u>£000s</u>
134,773	208,701	Public Works Loan Board	1.91 – 6.25	138,439	211,454
0	0	Money Market		0	0
16	16	Individuals	0.00	16	16
0	0	Other Local Authorities		0	0
4	4	Other	0.00 – 6.50	4	4
134,793	208,721	Total		138,459	211,474

<u>Without Interest</u> <u>31 March</u> <u>2023</u> <u>£000s</u>	<u>With Interest Due</u> <u>31 March</u> <u>2023</u> <u>£000s</u>	Analysis of Loans by Maturity:	<u>Without Interest</u> <u>31 March</u> <u>2024</u> <u>£000s</u>	<u>With Interest Due</u> <u>31 March</u> <u>2024</u> <u>£000s</u>
13,015	17,789	Maturing within one year	10,526	15,709
8,012	12,484	Maturing in 1-2 years	5,116	9,875
10,917	22,852	Maturing in 2-5 years	15,376	28,600
25,532	42,328	Maturing in 5-10 years	29,844	46,227
23,713	35,820	Maturing in 10-15 years	25,541	36,977
7,246	15,963	Maturing in 15-20 years	5,698	14,262
20,000	26,688	Maturing in 20-25 years	20,000	26,148
0	5,608	Maturing in 25-30 years	8,000	13,426
23,000	25,755	Maturing in 30-35 years	18,358	20,249
3,358	3,433	Maturing in 35-40 years	0	0
0	0	Maturing in 40-45 years	0	0
0	0	Maturing in more than 45 years	0	0
134,793	208,720	Total	138,459	211,474

The Analysis of Loans by Maturity shows the total of loans that are due to be repaid within one year (shown as Current Portion of Long-term Borrowing on the Balance Sheet) and those due to be repaid in more than one year (shown as Long-Term Borrowing on the Balance Sheet).

The maturity profile of the Council's PWLB debt only is shown in the following chart.



All trade and other creditors are due to be repaid within one year.

Market Risk

a) Foreign Exchange Risk

The Authority has no financial assets or liabilities denominated in foreign currencies, and thus has no exposure to loss arising from movements in exchange rates.

b) Price Risk

Price risk arises on financial assets because of changes in commodity prices or equity prices. The Authority's holdings in the CCLA Local Authority Property Fund are held on the Balance Sheet at bid price. This is the expected return if the Authority decided to sell its holdings. The asset value will reflect fluctuations in Property Values and rents and are therefore exposed to risk arising from movements in the price of such assets due to changes in general economic conditions. The property fund is classified at fair value through profit or loss, meaning that all movements in price will impact on gains and losses recognised in the surplus or deficit on the provision of services. However, for a five-year period commencing the 1st April 2018, there is a statutory override to avoid such an impact.

c) Interest Rate Risk

The Authority is exposed to significant risk in terms of its exposure to interest rate movements on its borrowings and investments. As an example of this, a rise in interest rate has the following effects:

- i) Borrowings at variable rates – the interest expense charged to the surplus or deficit on the provision of services will rise;
- ii) Borrowings at fixed rates – the fair value of the loan will fall;
- iii) Investments at variable rates – the interest income credited to the surplus or deficit on the provision of services will rise;
- iv) Investments at fixed rates – the fair value of the investment will fall.

Borrowings are carried at amortised cost on the Balance Sheet not fair value, and so nominal gains and losses on fixed rate borrowings would not impact on the Surplus or Deficit on the Provision of Services or Other Comprehensive Income and Expenditure. However, changes in variable rates on borrowings and investments will be posted to the Surplus or Deficit on the Provision of Services and affect the General Fund Balance.

The annual Treasury Management Policy and Strategy documents approved by Council contain a number of strategies for managing interest rate risk.

During periods of falling interest rates, and where economic circumstances make it favourable, the Authority will look to reschedule its loans in order to limit its exposure to losses and so reduce its capital financing costs.

The in-house Treasury Management team receives professional advice and has an active strategy for assessing interest rate exposure via the use of indicators. This is used to establish and monitor the budget for capital financing costs, allowing any adverse changes to be accommodated. The monitoring of interest rate exposure assists with the decision as to whether new borrowing or investment undertaken is fixed or variable.

Based on the assessment strategy for interest rate risk if interest rates had been 1% higher with all other variables held constant on 31 March, the financial effect would be (note that the percentages quoted are for illustrative purposes only and are not an indication of the likely change):

31 March 2023 £000s		31 March 2024 £000s
852	Increase in interest receivable on variable rate investments (and resultant impact on the Surplus or Deficit on the Provision of Services)	1,025
9,861	Decrease in fair value of fixed rate loans (no impact on Other Comprehensive Income and Expenditure)	10,174
0	Increase in fair value of fixed rate investments (impact on Other Comprehensive Income and Expenditure)	0
0	Increase in fair value of financial liabilities (no impact on Other Comprehensive Income and Expenditure)	0

The impact of a 1% fall in interest rates would be as above but with the movements being reversed. The 1% variation chosen for sensitivity analysis can be treated as a flat line change, so a 5% variation will result in amounts totalling five times the amount included in the table above.

The Authority held no loans at variable rate at the Balance Sheet date so any movement in interest rates will have no effect on the Surplus or Deficit on the Provision of Services.

55 STATEMENT OF SINGLE ENTITY AND GROUP ACCOUNTING POLICIES**(a) GOING CONCERN**

The provisions in the Code in respect of going concern reporting requirements reflect the economic and statutory environment in which local authorities operate. These provisions confirm that, as authorities cannot be created or dissolved without statutory prescription, they must prepare their financial statements on a going concern basis of accounting.

Local authorities carry out functions essential to the local community and are themselves revenue raising bodies (with limits on their revenue raising powers, arising only at the discretion of central government). If an authority were in financial difficulty, the prospects are thus that alternative arrangements might be made by central government either for the continuation of the services it provides or for assistance with the recovery of a deficit over more than one financial year. As a result of this, it would not therefore be appropriate for local authority financial statements to be provided on anything other than a going concern basis.

The accounts are prepared on the expectation that the services and functions of the Council are expected to continue in operational existence for the foreseeable future. Therefore, these financial statements are produced on a going concern basis.

Additionally, management have assessed cash flow modelling through to March 2025 which demonstrates the Council's ability to work within its Capital Financing Requirement and Cash management framework, with appropriate headroom (at least £10m), and identified no significant risks to liquidity within the next twelve months from the date of issue of these financial statements.

The Narrative Report sets out the significant impacts of the current high levels of inflation, and the ongoing impact of the pandemic, on the local economy and on Council finances, as well as the response structures and steps taken to manage the risks and impacts. The Council is still experiencing a reduction in income in the current year, with losses of fees and charges and Council Tax and Business Rates. The current high levels of inflation and the pandemic is also still resulting in the Council bearing significant extra costs, particularly in social care.

Current cash and cash-equivalents have been modelled, using reasonable assumptions regarding service costs, staff costs and income, for 12 months from the final certification of these statements to September 2025, including downside scenarios for cash collection and the ongoing impact of reduction on fees and charges. The low point in liquidity is in March 2025 due to the cumulative impacts of the downside scenarios modelled and the usual cycle of taxation collection resulting in lower cash income in February and March. The Council remains in a positive cash position for the duration of the forecast.

The Council do not plan for any further borrowing to support cashflow until March 2025. In line with the treasury management strategy of the Council, planned borrowing is limited to the refinancing of a loan due for repayment. The Council remains within its prudential borrowing limits with sufficient headroom should further need arise.

The Council budget and medium-term financial strategy identify savings requirements over the next three years. In 2024/25 the Council have moved towards the General Fund Balance being maintained above 12% of the Council net budget as recommended by the Section 151 officer in the Robustness report to Budget Council. There was no planned use of the Council's General Fund Balances to support the short- or medium-term budgets. However, given the current high levels of inflation and service pressures in areas such as Children's Social Care, the Council may need to agree to utilise some General Fund Balances to meet these pressures in 2024/25 – however, they will remain above the absolute minimum level required. The use of these balances will necessitate their replenishment, and plans will be developed to do this in line with the Council's track record of achieving savings required by difficult financial decisions.

As the cash flow modelling demonstrates that the Council will continue to have liquidity for the next 12 months, to support the continuation of service assumption, management are satisfied that there is no material uncertainty relating to going concern.

(b) GENERAL PRINCIPLES

The Statement of Accounts summarises the Council's transactions for the financial year and its position at the year end. The Council is required to prepare an Annual Statement of Accounts by the Accounts and Audit (England) Regulations 2015 in accordance with proper accounting practices. These practices are set out primarily the *Code of Practice on Local Authority Accounting in the United Kingdom 2022/2023*.

The accounting convention adopted in the Statement of Accounts is primarily historical cost, modified by the revaluation of certain categories of non-current assets and financial instruments.

(c) ACCRUALS OF INCOME AND EXPENDITURE

Activity is accounted for in the year that it takes place, not simply when cash payments are made or received, in particular:

- Revenue from contracts with service recipients, whether for services or the provision of goods, is recognised when (or as) the goods or services are transferred to the service recipient in accordance with the performance obligations in the contract.
- Supplies are recorded as expenditure when they are consumed - where there is a gap between the date supplies are received and their consumption, they are carried as inventories on the Balance Sheet.
- Expenses in relation to services received (including services provided by employees) are recorded as expenditure when the services are received rather than when payments are made.
- Interest receivable on investments and payable on borrowings is accounted for respectively as income and expenditure on the basis of the effective interest rate for the relevant financial instrument rather than the cash flows fixed or determined by the contract.
- Where revenue and expenditure have been recognised but cash has not been received or paid, a debtor or creditor for the relevant amount is recorded in the Balance Sheet. Where debts may not be settled, the balance of debtors is written down and a charge made to revenue for the income that might not be collected.

(d) BUSINESS IMPROVEMENT DISTRICTS

A Business Improvement District (BID) scheme applies to an area in Southport Town Centre. The scheme is funded by a BID levy paid by non-domestic ratepayers. The Authority acts as principal under the scheme, and accounts for income received and expenditure incurred (including contributions to the BID project) within the relevant services within the Comprehensive Income and Expenditure Statement.

(e) CASH AND CASH EQUIVALENTS

Cash is represented by cash in hand and deposits with financial institutions repayable without penalty on notice of not more than 24 hours. Cash equivalents are investments that mature in three months or less from the date of acquisition and that are readily convertible to known amounts of cash with insignificant risk of change in value.

In the Balance Sheet and Cash Flow Statement, cash and cash equivalents are shown net of bank overdrafts that are repayable on demand and form an integral part of the Council's cash management.

(f) CHARGES TO REVENUE FOR NON-CURRENT ASSETS

Services, support services and trading accounts are debited with the following amounts to record the cost of holding Property, Plant and Equipment and Intangible Assets during the year:

- Depreciation attributable to the assets used by the relevant service;

- Revaluation and impairment losses on assets used by the service where there are no accumulated gains in the Revaluation Reserve against which the losses can be written off; and
- Amortisation of intangible assets attributable to the service.

The Council is not required to raise council tax to fund depreciation, revaluation and impairment losses or amortisation. However, it is required to make an annual contribution from revenue towards the reduction in its overall borrowing requirement equal to an amount calculated on a prudent basis determined by the Council in accordance with statutory guidance. Depreciation, revaluation and impairment losses are therefore replaced by the contribution in the General Fund Balance (Statutory Provision for the Financing of Capital Investment) by way of an adjusting transaction with the Capital Adjustment Account in the Movement of Reserves Statement for the difference between the two.

(g) COUNCIL TAX AND NON-DOMESTIC RATES

Sefton Council as a billing authority acts as an agent, collecting council tax and non-domestic rates (NDR) on behalf of the major preceptors (Merseyside Police and Crime Commissioner, Merseyside Fire and Rescue Service, and Liverpool City Region Combined Authority) and, as principal, collecting council tax and NDR for the Council. Billing authorities are required by statute to maintain a separate fund (i.e. the Collection Fund) for the collection and distribution of amounts due in respect of council tax and NDR. Under the legislative framework for the Collection Fund, billing authorities, major preceptors and central government share proportionately the risks and rewards that the amount of council tax and NDR collected could be less or more than predicted. Sefton is part of the Liverpool City Region Business Rate Retention Pilot scheme currently retains 99% of NDR rates, which includes the 50% that would otherwise be due to central government.

Accounting for Council Tax and NDR

The council tax and NDR income included in the Comprehensive Income and Expenditure Statement (CIES) is the authority's share of accrued income for the year. However, regulations determine the amount of council tax and NDR that must be included in the authority's General Fund. Therefore, the difference between the income included in the CIES and the amount required by regulation to be credited to the General Fund is taken to the Collection Fund Adjustment Account and included as a reconciling item in the Movement in Reserves Statement.

The Balance Sheet includes the authority's share of the end of year balances in respect of council tax and NDR relating to arrears, impairment allowances for doubtful debts, overpayments and prepayments and appeals.

(h) EMPLOYEE BENEFITS

Benefits payable during employment

Short term employee benefits are those due to be settled within 12 months of the year end. They include such benefits as wages, salaries, paid annual leave and paid sick leave, bonuses and non-monetary benefits (e.g., cars) for current employees and are recognised as an expense for services in the year in which the employees render service for the Council. An accrual is made for the cost of holiday entitlements (or any form of leave e.g., time off in lieu), earned by employees but not taken before the year-end which employees can carry forward into the next financial year. The accrual is made at the wage and salary rates applicable in the following financial year, being the period in which the employee takes the benefit. The accrual is charged to Surplus or Deficit on the Provision of Services, but then reversed out through the Movement in Reserves Statement so that holiday entitlements are charged to revenue in the financial year to which the holiday absence occurs.

Termination Benefits

Termination benefits are amounts payable as a result of a decision by the authority to terminate an officer's appointment before the normal retirement date or an officer's decision to accept voluntary redundancy in exchange for those benefits and are charged on an accruals basis to the appropriate service or, where applicable, to the Corporate Unallocated Costs line in the Comprehensive Income and Expenditure Statement at the earlier of when the Authority can no longer withdraw the offer of those benefits or when the Authority recognises costs for a restructuring.

Where termination benefits involve the enhancement of pensions, statutory provisions require the General Fund balance to be charged with the amount payable by the Authority to the pension fund or pensioner in the year, not the amount calculated according to the relevant accounting standards. In the Movement in Reserves Statement, appropriations are required to and from the Pensions Reserve to remove the notional debits and credits for pension enhancement termination benefits and replace them with debits for the cash paid to the pension fund and pensioners and any such amounts payable but unpaid at the year end.

Post-Employment Benefits

Employees of the Council are members of three separate pension schemes:

- The Teachers' Pension Scheme administered by Capita Teachers' Pensions on behalf of the Department for Education.
- The NHS Pension Scheme administered by NHS Pensions on behalf of the Department of Health.
- Local Government Pension Scheme (Merseyside Pension Fund) administered by Wirral Metropolitan Borough Council.

These Schemes are defined benefits schemes in that they provide defined benefits to members (retirement lump sums and pensions) earned as employees working for the Council.

However, the arrangements for the Teachers' Pension Scheme and NHS Pension Scheme mean that liabilities for these benefits cannot ordinarily be identified specifically to the Council. The scheme is therefore accounted for as if it were a defined contribution scheme and no liability for future payments of benefits is recognised in the Balance Sheet. The Schools and Families - Schools line in the Comprehensive Income and Expenditure Statement is charged with the employer's contributions payable to Teachers' Pensions. The Health and Wellbeing line in the Comprehensive Income and Expenditure Statement is charged with the employer's contributions payable to NHS Pensions in the year.

The Local Government Pension Scheme

The Local Government Scheme is accounted for as a defined benefits scheme:

- The liabilities of the Merseyside Pension Fund attributable to the Council are included in the Balance Sheet on an actuarial basis using the projected unit method – i.e. an assessment of the future payments that will be made in relation to retirement benefits earned to date by employees, based on assumptions about mortality rates, employee turnover rates etc. and projections of current earnings for current employees.
- Liabilities are discounted to their present value at current prices using a discount rate based on the indicative rate of return on high quality corporate bonds (based on a weighted average of 'spot yields' on AA rated corporate bonds). The discount rate used for the year is disclosed in the Participation in Pension Schemes note.
- The assets of Merseyside Pension Fund attributable to the Council are included in the Balance Sheet at their fair value:
 - Quoted Securities – current bid price,
 - Unquoted securities – professional estimate,
 - Unitised securities- current bid price,
 - Property – market value.
- The change in the net pensions' liability is analysed into the following components:

Service cost comprising:

- Current Service Cost – the increase in liabilities as a result of years of service earned this year - allocated in the Comprehensive Income and Expenditure Statement to the services for which the employee worked.
- Past Service Cost - the increase in liabilities as a result of scheme amendment or curtailment whose effect relates to years of service earned in earlier years - debited to the Surplus or Deficit

on the Provision of Services in the Comprehensive Income and Expenditure Statement as part of Corporate Unallocated Costs,

- Net Interest on the Net Defined Benefit Liability (Asset), i.e. net interest expense of the Authority - the change during the period in the net defined benefit liability (asset) that arises from the passage of time charged to the Financing and Investment Income and Expenditure line in the Comprehensive Income and Expenditure Statement – this is calculated by applying the discount rate used to measure the defined benefit obligation at the beginning of the period to the net defined benefit liability (asset) at the beginning of the period – taking into account any changes in the net defined benefit liability (asset) during the year as a result of contribution and benefit payments.

Remeasurements comprising:

- The Return on Plan Assets – excluding amounts included in net interest on the net defined benefit liability (asset) – charged to the Pensions Reserve as Other Comprehensive Income and Expenditure.
- Actuarial Gains and Losses - changes in the net pensions liability that arise because events have not coincided with assumptions made at the last actuarial valuation or because the actuaries have updated their assumptions - charged to the Pensions Reserve as Other Comprehensive Income and Expenditure.

Contributions paid to the Merseyside Pension Fund

- Cash paid as employer's contributions to the pension fund in settlement of liabilities; not accounted for as an expense.

In relation to retirement benefits, statutory provisions require the General Fund balance to be charged with the amount payable by the Authority to the pension fund or directly to pensioners in the year, not the amount calculated according to the relevant accounting standards. In the Movement in Reserves Statement, this means that there are transfers to and from the Pensions Reserve to remove the notional debits and credits for retirement benefits and replace them with debits for the cash paid to the pension fund and pensioners and any such amounts payable but unpaid at the year end. The negative balance that arises on the Pensions Reserve therefore measures the beneficial impact on the General Fund of being required to account for retirement benefits on the basis of cash flows rather than benefits which are earned by employees.

Discretionary Benefits

The Council also has restricted powers to make discretionary awards of retirement benefits in the event of early retirements. Any liabilities estimated to arise as a result of an award to any member of staff (including teachers) are accrued in the year of the decision to make the award and accounted for using the same policies as are applied to the Local Government Pension Scheme.

(i) EVENTS AFTER THE BALANCE SHEET DATE

Events after the Balance Sheet date are those events, both favourable and unfavourable that occur between the end of the reporting period and the date when the Statement of Accounts is authorised for issue. Two types of events can be identified:

- Those that provide evidence of conditions that existed at the end of the reporting period - the Statement of Accounts is **adjusted** to reflect such events.
- Those that are indicative of conditions that arose after the reporting period – the Statement of Accounts is **not adjusted** to reflect such events, but where a category of events would have a material effect, disclosure is made in the notes of the nature of the events and their estimated financial effect.

Events taking place after the authorisation to issue are not reflected in the Statement of Accounts.

(j) FAIR VALUE MEASUREMENT

The Council measures some of its assets and liabilities at fair value at the end of the reporting period. Fair value is the price that would be received to sell an asset or paid to transfer a liability at the measurement date. The fair value measurement assumes that the transaction to sell the asset or transfer the liability takes place either:

- a) in the principal market for the asset or liability, or
- b) in the absence of a principal market, in the most advantageous market for the asset or liability.

The Council uses external valuers to provide a valuation of its assets and liabilities in line with the highest and best use definition within the accounting standard. The highest and best use of the asset or liability being valued is considered from the perspective of a market participant.

Inputs to the valuation techniques in respect of the Council's fair value measurement of its assets and liabilities are categorised within the fair value hierarchy as follows:

Level 1 – quoted prices (unadjusted) in active markets for identical assets or liabilities that the authority can access at the measurement date.

Level 2 – inputs other than quoted prices included within Level 1 that are observable for the asset or liability, either directly or indirectly.

Level 3 – unobservable inputs for the asset or liability.

(k) **FINANCIAL INSTRUMENTS**

General Comment

A financial instrument is any contract that gives rise to a financial asset in one entity, and a financial liability in another. Most straight forward financial assets (debtors, bank deposits, investments etc.) and liabilities (creditors, borrowings etc) are covered by this policy.

Financial Liabilities

Financial liabilities are recognised on the Balance Sheet when the authority becomes a party to the contractual provisions of a financial instrument and are initially measured at fair value and are subsequently carried at their amortised cost. Annual charges to the Financing and Investment Income and Expenditure line in the Comprehensive Income and Expenditure Statement for interest payable are based on the carrying amount of the liability, multiplied by the effective rate of interest for the investment. The effective interest rate is the rate that exactly discounts estimated future cash payments over the life of the instrument to the amount at which it was originally recognised.

For most of the borrowings that the Council has, this means that the amount presented in the Balance Sheet is the outstanding principal repayable (plus accrued interest); and interest charged to the Comprehensive Income and Expenditure Statement is the amount payable for the year according to the loan agreement.

Gains and losses on the repurchase or early settlement of borrowing are credited and debited to the Financing and Investment Income and Expenditure line in the Comprehensive Income and Expenditure in the year of repurchases/settlement. However, where repurchase has taken place as part of a restructuring of the loan portfolio that involves the modification or exchange of existing instruments, the premium or discount is respectively deducted from or added to the amortised cost of the new or modified loan and the write down is spread over the life of the loan by an adjustment to the effective interest rate. This is managed by a transfer to or from the Financial Instruments Adjustment Account in Movement in Reserves Statement.

Where premiums and discounts have been charged to CIES, regulations allow the impact on the General Fund Balance to be spread over future years. The Council has a policy of spreading the gain or loss over the term that was remaining on the loan against which the premium payable or discount receivable when it was repaid.

Financial Assets

Financial assets are classified based upon a classification and measurement approach that reflects the business model for holding financial assets and their cash flow characteristics. There are three main classes of financial assets measured at

- Amortised costs

- Fair value through profit and loss (FVPL), and
- Fair value through other comprehensive income (FVOCI)

The Council does not hold investments that are measured fair value through FVOCI.

Financial assets measured at amortised cost

Financial assets measured at amortised cost are recognised on the Balance Sheet when the Council becomes a party to the contractual provision of a financial instrument and are initially valued at fair value. They are subsequently measured at their amortised costs. Annual credits to the Financing and Investment Income and Expenditure line in the Comprehensive Income and Expenditure Statement (CIES) for interest receivable are based on the carrying amount of the asset multiplied by the effective rate of interest for the instrument. For most of the financial instrument held by the Council, this means that the amount presented in the Balance Sheet is the outstanding principal receivable (plus accrued interest) and interest credited to CIES is the amount receivable for the year in the loan agreement.

Financial assets measured at fair value through profit and loss

Financial assets that are measured at FVPL are recognised on the Balance Sheet when the Council becomes a party to the contractual provision of a financial instrument and are initially measured and carried at fair value. Fair value gains and losses are recognised as they arise in the Surplus or Deficit on the Provision of Services.

The fair value measurement is based on the following techniques:

- Instruments with quoted market prices – the market price
- Other instruments with fixed determinable payments – discounted cash flow analysis

The inputs to the measurement techniques are categorised in accordance with the accounting policy set out in section (i) Fair Value Measurement.

Churches & Charities Local Authority LAMIT Property Fund:

The Ministry for Housing, Communities and Local Government introduced a mandatory statutory override requiring local authorities to reverse out all unrealised fair value movements resulting from pooled investment funds to protect the General Fund. This will be effective for 5 years from the financial year commencing 1 April 2018, and upon expiry all fair value movements will then impact on the General Fund Balance.

Credit loss model

The credit risk model allows the authority to measure the loss allowance for a financial instrument at an amount equal to the lifetime expected credit losses if the credit risk on that instrument has increased significantly since initial recognition. To make the assessment the authority compares the risk of a default occurring on the financial instrument. This is carried out with market intelligence supplied by external treasury consultants.

Warranties and Guarantees

The Council has entered into a number of Guarantees that are not required to be accounted for as Financial Instruments. These guarantees are reflected in the Statement of Accounts to the extent that at some future date a provision or earmarked reserve may have to be set up. These guarantees relate to:

- Housing stock transfer warranties,
- Pension guarantees related to contractor admissions bodies, such as New Directions.

(I) FOREIGN CURRENCY TRANSLATION

Where the Council has entered into a transaction denominated in a foreign currency, the transaction is converted into sterling at the exchange rate applicable on the date the transaction was effective.

(m) GOVERNMENT GRANTS AND CONTRIBUTIONS

Whether paid on account, by instalments or in arrears government grants and third-party contributions and donations are recognised as due to the authority where there is reasonable assurance that:

- The Authority will comply with the conditions attached to the payments, and
- The grants or contributions will be received.

Amounts recognised as due to the Council are recognised immediately in the CIES, except to the extent that the grant or contribution has a condition(s) relating to initial recognition that the Authority has not satisfied. Conditions are stipulations that specify that the future economic benefits or service potential embodied in the asset received in the form of the grant or contribution are required to be consumed by the recipient as specified, or future economic benefits or service potential must be returned to the transferor.

Monies advanced as grants and contributions for which conditions have not been satisfied are carried in the Balance Sheet as receipts in advance. When conditions are satisfied, the grant or contribution is credited to the relevant services line (attributable revenue grants and contributions) or Taxation and Non-Specific Grant Income (Non-Ringfenced Government Grants and Capital Grants and Government Grants) in the Comprehensive Income and Expenditure Statement.

Where capital grants are credited to the Comprehensive Income and Expenditure Statement, they are reversed out of the General Fund Balance in the Movement in Reserves Statement. Where the grant has yet to be used to finance capital expenditure, it is posted to the Capital Grants Unapplied Reserve. Where it has been applied, it is posted to the Capital Adjustments Account. Amounts in the Capital Grants Unapplied Reserve are transferred to the Capital Adjustments Account once they have been applied to fund capital expenditure.

(n) HERITAGE ASSETS

A heritage asset is an asset that is held due to its historical, artistic, scientific, technological, or environmental qualities, and is maintained principally for its contribution to knowledge and culture. The Authority's heritage assets are held in a number of locations, such as Town Halls and the Atkinson Centre.

The collection consists principally of a ceramic collection, a silver collection, works of art, an Egyptology collection, several war memorials, and the art installation "Another Place". The collection is mainly valued on an insurance valuation basis. However, a number of war memorials are held that are valued at a nominal £1.

The assets are felt to have indeterminate lives and a high residual value; hence the Authority does not consider it appropriate to charge depreciation.

The Authority considers that obtaining valuations for the collection would involve disproportionate cost. This is because of the diverse nature of the assets and the lack of comparable market values.

Heritage Assets are recognised and measured (including the treatment of revaluation gains and losses) in accordance with the Authority's accounting policies on property, plant and equipment (note (q)). The carrying amounts of Heritage Assets would be reviewed where there was evidence of impairment, e.g. where an item has suffered physical deterioration or breakage or where doubts arise about its authenticity. Any impairment would be recognised and measured in accordance with the Authority's general policies on impairment (see Impairment section of note (v)). If any items were disposed of, the proceeds would be accounted for in accordance with the Authority's general provisions relating to the disposal of property, plant and equipment. Disposal proceeds are disclosed separately in the notes to the financial statements and are accounted for in accordance with statutory accounting requirements relating to capital expenditure and capital receipts.

(o) INTANGIBLE ASSETS

Expenditure on non-monetary assets that do not have physical substance but are controlled by the Council as a result of past events (e.g. software licenses) is capitalised when it is expected that the future economic benefits or service potential will flow from the intangible asset to the Council.

Expenditure on the development of websites is not capitalised if the website is solely or primarily intended to promote or advertise the Councils goods or services.

Intangible assets are carried at amortised cost. An intangible asset is amortised over its useful life to the relevant service lines in the Comprehensive Income and Expenditure Statement. An asset is tested for impairment whenever there is an indication that the asset might be impaired - any losses recognised are posted to the relevant service line(s) in the Comprehensive Income and Expenditure Statement. Any gain or loss arising on the disposal or abandonment of an intangible asset is posted to the Other Operating Expenditure line in the Comprehensive Income and Expenditure Statement.

Where expenditure on intangible assets qualifies as capital expenditure for statutory purposes, amortisation, impairment losses and disposal gains and losses are not permitted to have an impact on the General Fund Balance. The gains and losses are therefore reversed out of the General Fund Balance in the Movement of Reserves Statement and posted to the Capital Adjustments Account and (if sales proceeds exceed £10,000) the Capital Receipts Reserve.

(p) INTERESTS IN COMPANIES AND OTHER ENTITIES

The Council has a material interest in companies that are subsidiaries and is required to prepare group accounts. In the Council's own single entity accounts the interest in the companies is recorded as a long-term investment at cost.

In the group accounts transactions and balances between the Council and subsidiary are netted out on consolidation.

(q) INVENTORIES AND LONG-TERM CONTRACTS

Inventories are included in the Balance Sheet at the lower of cost or net realisable value. The cost of inventories is assigned using the First-In-First-Out costing formula.

Long term contracts are accounted for on the basis of charging the Surplus or Deficit on the Provision of Services with the value of works and services received under the contract during the financial year.

(r) INVESTMENT PROPERTY

Investment properties are those that are used solely to earn rentals and/or for capital appreciation. The definition is not met if the property is used in any way to facilitate the delivery of services or the production of goods or is held for sale.

Investment Properties are measured initially at cost. This is the amount of cash or cash equivalents paid or the fair value of other consideration given to acquire an asset at the time of its acquisition. They are subsequently measured at fair value, based on the market price that would be received to sell an asset in an orderly transaction between market participants at the measurement date. Properties are not depreciated but are revalued. An annual revaluation of all investment properties is undertaken. Gains and losses on revaluation are posted to the Financing and Investment Income and Expenditure line in the Comprehensive Income and Expenditure Statement. The same treatment is applied to gains and losses on disposal.

Rentals received in relation to investment properties are credited to the Financing and Investment Income line and result in a gain for the General Fund Balance. However, revaluation and disposal gains and losses are not permitted by statutory arrangements to have an impact on the General Fund Balance. The gains and losses are therefore reversed out of the general fund balance in the movement in reserves statement and posted to the capital adjustment account and (for any sale proceeds greater than £10,000) the capital receipts reserve.

(s) JOINT OPERATIONS

Joint operations are arrangements where the parties that have joint control of the arrangement have rights to the assets and obligations for the liabilities relating to the arrangement. The activities undertaken by the authority in conjunction with other joint operators involve the use of the assets and resources of those joint operators. In relation to its interest in a joint operation, the authority as a joint operator recognises:

- its assets, including its share of any assets held jointly
- its liabilities, including its share of any liabilities incurred jointly
- its revenue from the sale of its share of the output arising from the joint operation
- its share of the revenue from the sale of the output by the joint operation
- its expenses, including its share of any expenses incurred jointly.

(t) LEASES

Leases have been classified as finance leases where the terms of the lease transfer substantially all the risks and rewards incidental to the ownership of property from the lessor to the lessee. All other leases are to be classified as operating leases.

Where a lease covers both land and buildings, the land and buildings elements are considered separately for classification.

Arrangements that do not have the legal status of a lease but convey a right to use an asset in return for a payment are accounted for under this policy where fulfilment of the arrangement is dependent on the use of specific assets.

THE COUNCIL AS A LESSEE**Finance Leases**

Property, plant and equipment held under Finance leases will be recognised on the balance sheet at the commencement of the lease at its fair value measured at the leases inception (or the present value of the minimum lease payments if lower). The asset recognised will be matched by a liability for the obligation to pay the lessor. Initial direct costs of the Authority are added to the carrying amount of the asset. Premiums paid on entry into a lease are applied to writing down the lease liability. Contingent rents are charged as expenses in the periods in which they are incurred.

Lease payments will be apportioned between:

- A charge for the acquisition of the interest in the property, plant or equipment - applied to write down the lease liability,
- A finance charge (debited to the Financing and Investment Income and Expenditure line in the Comprehensive Income and Expenditure Statement).

Property, Plant and Equipment recognised under finance leases is accounted for using the policies applied generally to such assets, subject to depreciation being charged over the lease term if this is shorter than the asset's estimated useful life (where ownership of the asset does not transfer to the Council at the end of the lease period).

The Council is not required to raise Council Tax to cover depreciation or revaluation and impairment losses arising on leased assets. Instead a prudent annual contribution is made from revenue funds towards the deemed capital investment in accordance with statutory requirements. Depreciation and revaluation and impairment losses are therefore substituted by a revenue contribution in the General Fund Balance, by way of an adjusting transaction with the Capital Adjustment Account in the Movement in Reserves Statement for the difference between the two.

Operating Leases

Rentals paid under operating leases are charged to the Comprehensive Income and Expenditure Statement as an expense of the services benefiting from the use of the leased property, plant and equipment. Charges are made on a straight-line basis over the life of the lease, even if this does not match the pattern of payments (i.e., there is a rent free period at the commencement of the lease).

THE COUNCIL AS A LESSOR**Finance Leases**

Where the Council grants a finance lease over a property or an item of plant or equipment, the relevant asset is written out of the balance sheet as a disposal. At the commencement of the lease, the carrying amount of the asset in the balance Sheet (whether Property, Plant and Equipment or Assets Held for Sale) is written off to the Other Operating Expenditure line in the Comprehensive Income and Expenditure Statement as part of the gain or loss on disposal. A gain, representing the Authority's net investment in the lease is credited to the same line in the Comprehensive Income and Expenditure Statement also as part of a gain or loss on disposal (i.e., netted off against the carrying value of the asset at the time of disposal) matched by a lease (long term debtor) asset in the balance sheet.

Lease rentals receivable will be apportioned between:

- A charge for the acquisition of the interest in the property, plant or equipment - applied to write down the lease debtor (together with any premiums received), and
- Finance income (credited to the Financing and Investment Income and Expenditure line in the Comprehensive Income and Expenditure Statement).

The gain credited to the Comprehensive Income and Expenditure Statement is not permitted by Statute to increase the General Fund Balance and is required to be treated as a capital receipt. Where a premium, this is posted out of the General Fund Balance to the Capital Receipts Reserve in the Movement in Reserves Statement. Where the amount due in relation to the lease asset is to be settled by the payment of rentals in future financial years, this is posted out of the General Fund Balance to the Deferred Capital Receipts Reserve in the Movement in Reserves Statement. When the future rentals are received, the element for the capital receipt for the disposal of the asset is used to write down the lease debtor. At this point, the deferred capital receipts are transferred to the Capital Receipts Reserve.

The written off value of disposals is not a charge against council tax, as the cost of Property, Plant and Equipment is fully provided for under separate arrangements for capital financing. Amounts are therefore appropriated to the Capital Adjustment Account from the General Fund Balance in the Movement in Reserves Statement.

Operating Leases

Where the Council grants an operating lease over a property or an item of Plant or Equipment, the asset is retained in the Balance Sheet. Rental Income is credited to the Other Operating Expenditure line in the Comprehensive Income and Expenditure Statement.

Credits are made on a straight-line basis over the life of the lease, even if this does not match the pattern of payments (i.e. there is a premium paid at the commencement of the lease).

Initial direct costs incurred in negotiating and arranging the lease are added to the carrying amount of the relevant asset and charged as an expense over the term on the same basis as rental income.

(u) OVERHEADS AND SUPPORT SERVICES

The costs of overhead and support services are charged to those services that benefit from them, in accordance with the Council's arrangements for accountability and financial performance.

(v) PRIOR YEAR ADJUSTMENTS, CHANGES IN ACCOUNTING POLICY AND ESTIMATES AND ERRORS

Prior year adjustments may arise as a result of a change in accounting policies or to correct a material error. Changes in accounting estimates are accounted for prospectively, i.e. in the current and future years affected by the change and do not give rise to a prior year adjustment.

Changes in accounting policies are only made when required by proper accounting practices or the change provides more clear and reliable information about the effect of transactions, other events and conditions on the Council's financial position or financial performance. Where a change is made, it is applied retrospectively (unless otherwise stated) by adjusting opening balances and comparative amounts for the prior year as if the new policy had always been applied.

(w) PRIVATE FINANCE INITIATIVE AND SIMILAR CONTRACTS

PFI and similar contracts are agreements to receive services, where the responsibility for making available the property, plant and equipment needed to provide the services passes to the PFI contractor. As the Council is deemed to control the services that are provided under its PFI schemes, and as ownership of the property, plant and equipment will pass to the Council at the end of the contracts for no additional charge, the Authority carries the assets used under the contracts on its Balance Sheet as Property Plant and Equipment.

The original recognition of these assets at fair value (based on the cost to purchase the Property, Plant and Equipment) was balanced by the recognition of a liability for amounts due to the scheme operator to pay for the capital investment.

These non-current assets recognised on the Balance Sheet are revalued and depreciated in the same way as property plant and equipment owned by the Council.

The amounts payable to the PFI operator each year are analysed into five elements:

- Fair value of the services received during the year - debited to the relevant service in the Comprehensive Income and Expenditure Statement;
- Finance Cost – An interest charge on the outstanding Balance Sheet Liability, debited to the Financing and Investment Income and Expenditure line in the Comprehensive Income and Expenditure Statement;
- Contingent Rent – increases in the amount to be paid for the property arising during the contract, debited to the Financing and Investment Income and Expenditure line in the Comprehensive Income and Expenditure Statement;
- Payment towards liability – applied to write down the balance sheet liability towards the PFI operator (the profile of write downs is calculated on the same basis as for a finance lease);
- Lifecycle replacement costs - proportion of the amounts payable is posted to the Balance Sheet as a prepayment and then recognised as additions to Property, Plant and Equipment when the relevant works are eventually carried out.

(x) PROPERTY, PLANT AND EQUIPMENT

Assets that have physical substance and are held for use in the production or supply of goods or services, for rental to others, or for administrative purposes and that are expected to be used during more than one financial year are classified as Property, Plant and Equipment (PP&E).

Recognition

Expenditure on the acquisition, creation or enhancement of Property Plant and Equipment is capitalised on an accruals basis, provided that it is probable that the future economic benefits or service potential associated with the item will flow to the authority and the cost of the item can be measured reliably. Expenditure that remains but does not add to an assets potential to deliver future economic benefits or service potential (i.e. repairs and maintenance) is charged as an expense when it is incurred.

All expenditure, regardless of value, is capitalised if it relates to an existing asset. Expenditure on new assets under £10,000 is not capitalised but treated as Revenue Expenditure Funded from Capital Under Statute (REFCUS), with expenditure over £10,000 being capitalised.

Measurement

Assets are initially measured at cost, comprising:

- The purchase price,
- Any costs attributable to bringing the asset to the location and condition necessary for it to be capable of operating in the manner intended by management,
- The initial estimate of the costs of dismantling and removing the item and restoring the site upon which it is located.

The Council does not capitalise borrowing costs incurred whilst assets are under construction.

The cost of assets acquired other than by purchase is deemed to be its current value, unless the acquisition does not have commercial substance (i.e. it will not lead to a variation in the cash flows of the authority). In the latter case, where an asset is acquired via an exchange, the cost of the acquisition is the carrying value of the asset given up by the Authority.

Assets are then carried in the Balance Sheet using the following measurement bases:

- Infrastructure, community assets and assets under construction – depreciated historical cost,
- Non HRA dwellings and rented property - current value, determined using the basis of existing use,
- Surplus assets - fair value, determined as the amount that would be paid for the asset in its existing use.
- All other assets - current value, determined as the amount that would be paid for the asset in its existing use.

Where there is no market-based evidence of fair value because of the specialist nature of an asset, depreciated replacement cost (DRC) is used as an estimate of current value.

Where non-property assets that have short useful lives or low values (or both), depreciated historical cost basis is used as a proxy for current value.

Assets included in the balance sheet at current value are revalued sufficiently regularly to ensure that their carrying amount is not materially different from their current value at the year end, but as a minimum every five years. Increases in valuations are matched by credits to the Revaluation Reserve to recognise unrealised gains. (Exceptionally gains might be credited to the Comprehensive Income and Expenditure Statement where they arise from the reversal of a loss previously charged to a service).

Where decreases in value are identified, they are accounted for by;

- Where there is a balance of revaluation gains for the asset in the Revaluation Reserve, the carrying amount of the Asset is written down against that balance (up to the amount of accumulated gains),
- Where there is no balance in the revaluation reserve or an insufficient balance, the carrying amount of the asset is written down against the relevant service line(s) in the Comprehensive Income and Expenditure Statement.

The Revaluation Reserve contains gains recognised since 1 April 2007 only, the date of its formal implementation. Gains arising before that date have been consolidated into the Capital Adjustment Account.

Impairment

Assets are assessed at each year end as to whether there is any indication that an asset may be impaired. Where indications exist and any possible differences are estimated to be material, the

recoverable amount of the asset is estimated and, where this is less than the carrying amount of the asset, an impairment loss is recognised for the shortfall.

Where impairment losses are identified, they are accounted for by:

- Where there is a balance of revaluation gains for the asset in the Revaluation Reserve, the carrying amount of the Asset is written down against that balance (up to the amount of accumulated gains),
- Where there is no balance in the Revaluation Reserve or an insufficient balance, the carrying amount of the asset is written down against the relevant service line(s) in the Comprehensive Income and Expenditure Statement.

Where an impairment loss is reversed subsequently, the reversal is credited to the relevant service line(s) in the Comprehensive Income and Expenditure Statement, up to the amount of the original loss, adjusted for depreciation that would have been charged if the loss had not been recognised.

Depreciation

Depreciation is provided for on all Property, Plant and Equipment assets by the systematic allocation of their depreciable amounts over their useful lives. An exception is made for assets without a determinable finite useful life, such assets that are not yet available for use (i.e. assets under construction) and assets held for a commercial return (i.e. investment properties).

Where an item of Property Plant or Equipment asset has major components whose cost is significant in relation to the total cost of the item, then the components are depreciated separately.

For those assets that have major components the percentage of the asset that makes up each component is shown below:

<u>Asset Type</u>	<u>Building</u>	<u>Roof</u>	<u>Services</u>	<u>Externals</u>	<u>Total</u>
Primary Schools	42%	9%	26%	23%	100%
Secondary Schools	50%	11%	22%	17%	100%
Sports Centres	49%	10%	23%	18%	100%
Libraries	49%	8%	28%	15%	100%

Revaluation gains are also depreciated, with an amount equal to the difference between current value depreciation charged on assets and the depreciation that would have been chargeable based on their historical cost being transferred each year from the Revaluation Reserve to the Capital Adjustment Account.

Disposals and non-current assets held for sale

When it becomes apparent that the carrying amount of an asset will be recovered principally through a sale transaction rather than through its continuing use, it is reclassified as an Asset Held for Sale. The asset is revalued immediately before reclassification and then carried at the lower of this amount and current value less costs to sell. Where there is a subsequent decrease to current value less costs to sell, the loss is posted to the Other Operating Expenditure line in the Comprehensive Income and Expenditure Statement. Gains in current value are recognised only up to the amount of any losses previously recognised in the Surplus or Deficit on Provision of Services. Depreciation is not charged on Assets Held for Sale.

If assets no longer meet the criteria to be classified as Assets Held for Sale, they are reclassified back to non-current assets and valued at the lower of the carrying amount before they were classified as held for sale; adjusted for depreciation, amortisation or revaluations that would have been recognised had they not been classified as Held for sale, and their recoverable amount at the date of the decision not to sell.

Assets that are to be abandoned or scrapped are not reclassified as Assets Held for Sale.

When an asset is disposed of or decommissioned, the carrying amount of the asset in the Balance Sheet (whether Property Plant and Equipment or Assets Held for Sale) is written off to the Other Operating Expenditure line in the Comprehensive Income and Expenditure Statement as part of the gain or loss on disposal, Receipts from disposals (if any) are credited to the same line in the Comprehensive Income and Expenditure Statement also as part of the gain or loss on disposal (i.e.

netted off against the carrying value of the asset at the time of disposal). Any revaluation gains accumulated for the asset in the Revaluation Reserve are transferred to the Capital Adjustment Account.

When an asset has been fully depreciated it is assumed, unless otherwise known, that the asset is disposed of or decommissioned in the following year. The gross value of the asset and the matching accumulated depreciation are then written out as disposals in that year.

Amounts received for a disposal in excess of £10,000 are categorised as capital receipts.

The written off value of disposals is not a charge against council tax, as the cost of Property, Plant and Equipment is fully provided for under separate arrangements for capital financing. Amounts are appropriated to the capital adjustments account from the General Fund Balance in the Movement in Reserves Statement.

Schools

When a maintained school transfers to Foundation Trust or Academy status the transfer of the school is treated as a disposal. Voluntary Aided and Voluntary Controlled schools are not recognised on the Council's Balance Sheet. The land and building are owned by the trustees of the school and the Council provides educational services under mere licence with no assignment of rights to the property. The trustees can terminate the arrangement at any time and as such the risks and rewards of the asset have not transferred to the school.

(y) PROVISIONS, CONTINGENT LIABILITIES AND CONTINGENT ASSETS

Provisions

Provisions are made where an event has taken place that gives the Authority a legal or constructive obligation that probably requires settlement by a transfer of economic benefits or service potential, and a reliable estimate can be made of the amount of the obligation. For instance, the authority may be involved in a court case that could eventually result in the making of a settlement or the payment of compensation.

Provisions are charged as an expense to the appropriate service line in the Comprehensive Income and Expenditure Statement in the year that the Council becomes aware of the obligation and are measured at the best estimate at the Balance Sheet date of the expenditure required to settle the obligation taking into account relevant risks and uncertainties.

When payments are eventually made, they are charged to the provision carried within the Balance Sheet. Estimated settlements are reviewed at the end of each financial year - where it becomes less than probable that a transfer of economic benefits will now be required (or a lower settlement than anticipated is made) the provision is reversed and credited back to the relevant service.

Where some or all of the payment required to settle a provision is expected to be recovered from another party (e.g. an insurance claim), this is only recognised as income for the relevant service if it is virtually certain the reimbursement will be received if the Council settles the obligation.

Amounts needed to settle any obligation are only discounted where required when included in the accounts.

Internal Insurance Cover

The Authority has established a provision to cover the potential costs of certain known uninsured losses, i.e., losses arising from excesses that apply to the Authority's main insurance policies. This is accounted for in line with the normal policy above.

Provision for NDR Appeals

The Authority has established a provision to cover the potential costs for refunding ratepayers who have successfully appealed against the rateable value of their properties. The provision covers the Council's locally retained share (99%) of the cost. This is accounted for in line with the normal policy above.

Contingent liabilities

A contingent liability arises where an event has taken place that gives the Council a possible obligation whose existence will only be confirmed by the occurrence or otherwise of uncertain future events not wholly within the control of the authority. Contingent liabilities also arise in circumstances where a provision would otherwise be made but either it is not probable that an outflow of resources will be required, or the amount of the obligation cannot be measured reliably.

Contingent liabilities are not recognised in the Balance Sheet but disclosed in a note to the accounts.

Contingent Assets

A contingent asset arises where an event has taken place that gives the Council a possible asset whose existence will only be confirmed by the occurrence or otherwise of uncertain future events not wholly within the control of the authority.

Contingent Assets are not recognised in the Balance Sheet but disclosed in a note to the accounts where it is probable that there will be an inflow of economic benefit or service potential.

(z) RESERVES

The Council sets aside specific amounts as reserves for future policy purposes or to cover contingencies. Reserves are created by appropriating amounts out of the General Fund Balance in the Movement in Reserves Statement. When the expenditure to be financed from a reserve is incurred, it is charged to the appropriate service in that year to score against the Surplus or Deficit on the Provision of Services in the Comprehensive Income and Expenditure Statement. The reserve is then appropriated back into the General Fund Balance in the Movement of Reserves Statement so that there is no net change against council tax for the expenditure.

Certain reserves are held to manage the accounting processes for non-current assets, financial instruments, retirement and employee benefits and do not represent usable resources for the authority- these reserves are explained in the relevant notes and policies.

(aa) REVENUE EXPENDITURE FUNDED FROM CAPITAL UNDER STATUTE (REFCUS)

Expenditure incurred during the year that may be capitalised under statutory provisions but that does not result in the creation of a non-current asset has been charged as expenditure to the relevant service in the Comprehensive Income and Expenditure Statement in the year. Where the Council has determined to meet the cost of this expenditure from existing capital resources or from borrowing, a transfer in the Movement in Reserves Statement from the General Fund Balance to the Capital Adjustment Account then reverses out the amounts charged so that there is no impact on the level of council tax.

(bb) SCHOOLS

The Code of Practice on Local Authority Accounting in the United Kingdom confirms that the balance of control for local authority-maintained schools (ie those categories of school identified in the School Standards and Framework Act 1998, as amended) lies with the local authority. The Code also stipulates that those schools' assets, liabilities, reserves and cash flows are recognised in the local authority financial statements (and not the Group Accounts). Therefore, schools' transactions, cash flows and balances are recognised in each of the financial statements of the authority as if they were the transactions, cash flows and balances of the authority.

(cc) VAT

VAT payable is included as an expense only to the extent that it is not recoverable from Her Majesty's Revenue and Customs. VAT receivable is excluded from income.

9 COLLECTION FUND

The Collection Fund is an agent's statement that reflects the statutory obligation for billing authorities to maintain a separate Collection Fund. The statement shows the transactions of the billing authority in relation to the collection from taxpayers and distribution to local authorities and the Government of council tax and non-domestic rates.

2022/2023			<u>INCOME AND EXPENDITURE ACCOUNT</u>	Note	2023/2024		
<u>Business Rates</u> £000s	<u>Council Tax</u> £000s	<u>Total</u> £000s			<u>Business Rates</u> £000s	<u>Council Tax</u> £000s	<u>Total</u> £000s
			<u>INCOME</u>				
	-186,326	-186,326	<u>Council Tax</u> Income from Council Tax Payers			-195,745	-195,745
	-252	-252	<u>Transfers from the General Fund</u> Hardship Relief / Care leavers Discounts			-869	-869
-63,099		-63,099	<u>Business Rates</u> Income from Business Ratepayers		-59,512		-59,512
0		0	Transitional Protection Receivable		-2,907		-2,907
-18,702	0	-18,702	<u>Contributions</u> Contributions towards previous year's estimated deficit	2	0	0	0
-81,801	-186,578	-268,379	TOTAL INCOME		-62,419	-196,614	-259,033
			<u>EXPENDITURE</u>				
	178,591	178,591	<u>Distribution of Resources</u> Council Tax	4		191,039	191,039
57,236		57,236	Non-domestic Rates Income	5	63,018		63,018
516		516	Transitional Protection Payments		0		0
299	13	299	<u>Transfers to the General Fund</u> Cost of Collection Allowance Council Tax Benefit		296	12	296
-2,599	4,462	1,863	<u>Impairment of Debts / Appeals</u> Provision for Bad and Doubtful Debts	6	1,698	4,016	5,714
-15,114		-15,114	Provision for Appeals	7	-1,049		-1,049
0	2,022	2,022	<u>Contributions</u> Contributions towards previous year's estimated surplus	2	12,836	2,045	14,881
40,338	185,088	225,426	TOTAL EXPENDITURE		76,799	197,112	273,911
-41,463	-1,490	-42,953	MOVEMENT ON FUND BALANCE		14,380	498	14,878

2022/2023			INCOME AND EXPENDITURE ACCOUNT (continued)	Note	2023/2024			
Business Rates	Council Tax	Total			Business Rates	Council Tax	Total	
			COLLECTION FUND BALANCES					
18,610	-928	17,682	Balances Brought Forward		-22,853	-2,418	-25,271	
-41,463	-1,490	-42,953	Movement in Year		14,380	498	14,878	
-22,853	-2,418	-25,271	BALANCES AT YEAR END		-8,473	-1,920	-10,393	
			BALANCES TO BE ALLOCATED					
-22,624	-2,029	-24,653	Sefton MBC		-8,388	-1,611	-9,999	
0	-276	-276	Police and Crime Commissioner		0	-217	-217	
-229	-93	-322	Fire and Rescue Authority		-85	-76	-161	
0	-20	-20	Combined Authority		0	-16	-16	
-22,853	-2,418	-25,271			-8,473	-1,920	-10,393	

NOTES TO THE COLLECTION FUND

1 COUNCIL TAX BASE

The Council's tax base, i.e., the number of chargeable dwellings in each valuation band for 2023/2024 (adjusted for dwellings where discounts apply) converted to a number of band D dwellings, has been calculated as follows:

<u>Band</u>	<u>Number of Chargeable Dwellings After Discounts</u>	<u>Proportion of Band D Charge</u>	<u>Band D Equivalent Dwellings</u>
A*	76.0	5/9	42.2
A	24,094.0	6/9	16,062.7
B	20,985.0	7/9	16,321.7
C	25,806.0	8/9	22,938.7
D	13,557.1	9/9	13,557.1
E	7,818.9	11/9	9,556.4
F	3,633.4	13/9	5,248.3
G	2,470.4	15/9	4,117.4
H	230.1	18/9	460.3
	98,671.0		88,304.7
Adjustment for estimated collection rate (97.0%)			-2,649.1
Adjustment for Ministry of Defence properties			8.0
Council Tax Base			85,663.6

* Properties subject to disabled relief

Band "D" Equivalent is the statutory method of expressing the cost of Council Tax for any given area if all properties are valued as a proportion of a band D property, e.g. band H, which is equivalent to twice the value of band D, would therefore be charged twice the band D equivalent.

2 COLLECTION FUND SURPLUS / DEFICIT (-) PAYMENTS IN THE YEAR

The following amounts were paid / recouped (-) during the year in respect of the estimated collection fund surplus / deficit:

Council Tax	<u>2022/2023</u> £000	<u>2023/2024</u> £000
Sefton Council	1,699	1,716
Merseyside Police and Crime Commissioner	226	234
Merseyside Fire and Rescue Service	79	78
Liverpool City region Combined Authority	18	17
	2,022	2,045

Business Rates	<u>2022/2023</u> £000	<u>2023/2024</u> £000
Sefton Council	-18,515	12,708
Merseyside Fire and Rescue Service	-187	128
	-18,702	12,836

3 BUSINESS RATES MULTIPLIER AND RATEABLE VALUE

Under the arrangements for nationally uniform business rates, the Council collects rates for its area, which are based on local rateable values multiplied by a uniform rate. The business rate multipliers applied are shown below:

Multipliers	2022/2023	2023/2024
Standard Business Rate Multiplier	51.2p	51.2p
Small Business Rate Multiplier	49.9p	49.9p

The total non-domestic rateable value on Sefton's 2023 Rating List was £186,990,511 at 31 March 2024. The rateable value on the 2023 Rating List was £187,002,731 at 1 April 2023.

The rateable value on the 2017 Rating List was £180,471,508 at 31 March 2023 as published in the 2022/23 accounts which is not directly comparable to the current total rateable value due to the impact of revaluation.

4 PRECEPTS AND DEMANDS ON THE COLLECTION FUND

The following precepts and demands have been made on the fund during the year:

Council Tax	<u>2022/2023</u> £000	<u>2023/2024</u> £000
Sefton Council (Including Parish Precepts)	150,008	160,236
Merseyside Police and Crime Commissioner	19,946	21,585
Merseyside Fire & Rescue Authority	7,037	7,591
Liverpool City Region Combined Authority	1,599	1,628
	178,591	191,039

5 SHARES OF NON-DOMESTIC RATES INCOME

Business rates income is shared on the following basis:

Business Rates	Share %	<u>2022/2023</u> £000	<u>2023/2024</u> £000
Sefton Council	99%	56,664	62,388
Merseyside Fire & Rescue Authority	1%	572	630
	100%	57,236	63,018

6 PROVISION FOR BAD AND DOUBTFUL DEBTS

The Collection Fund provides for bad debts on Council Tax and Business Rates arrears. The following movements on the bad debt provisions were recorded in the year:

Council Tax	<u>2022/2023</u> £000	<u>2023/2024</u> £000
Balance at 1 April	-27,106	-31,571
Write-offs in year	-3	282
Increase / Decrease in Year	-4,462	-4,016
Balance at 31 March	-31,571	-35,305

Business Rates	<u>2022/2023</u> £000	<u>2023/2024</u> £000
Balance at 1 April	-8,314	-5,719
Written-off in year	-5	1,694
Increase / Decrease in Year	2,600	-1,698
Balance at 31 March	-5,719	-5,723

7 PROVISION FOR CHECKS, CHALLENGES AND APPEALS

The Collection Fund also makes a provision for checks, challenges, and appeals against rateable values set by the Valuation Office Agency (VOA). The table below shows the movements on the provision in the year:

Business Rates	<u>2022/2023</u> £000	<u>2023/2024</u> £000
Balance at 1 April	-21,353	-6,239
Movement in the Year	15,114	1,049
Balance at 31 March	-6,239	-5,190

10 GROUP ACCOUNTS

The Group Accounts to be inserted here once the Council's three wholly owned subsidiaries have produced their draft accounting statements for consolidation with the Council's own accounting statements (pages 117 to 132).

11. FOREWORD TO THE ANNUAL GOVERNANCE STATEMENT

The Council is responsible for ensuring that its business is conducted in accordance with the law and proper standards and that public money is safeguarded and properly accounted for and used economically, efficiently and effectively. The Leader of the Council, Councillor Ian Maher and the Chief Executive, Phil Porter both recognise the importance of having good systems of governance, risk and assurance in place to be able to manage and deliver services to its residents, businesses, partners and stakeholders. The Council has adopted a Code of Corporate Governance, which is consistent with the principles of the CIPFA/SOLACE Framework 'Delivering Good Governance in Local Government'.

Each year, to provide an assurance on this, the Council is required to conduct an annual review of the effectiveness of its governance, risk and assurance systems to produce an Annual Governance Statement (AGS) which provides an assurance on how these systems have been working. This annual review is in respect of 2023/24 and this statement provides an assurance that good governance arrangements are in place and the Council is managing the risks to achieving its objectives. It also sets out planned actions for next year 2024/25. The AGS is also published in the Council's Annual Accounts.

We have conducted our annual review of the effectiveness of the systems of governance, risk and assurance in place at Sefton MBC and it is our opinion that these are fit for purpose and in accordance with the governance framework. We propose over the coming year to take actions to address highlighted issues in the AGS and further improve our corporate governance arrangements. We are satisfied that these actions will address the need for improvements that were identified in our annual review of effectiveness in 2023/24 and we will monitor their implementation and operation as part of our annual review in 2024/25.

Councillor Marion Atkinson

Leader of the Council

Phil Porter

Chief Executive



Annual Governance Statement 2023/24

Year Ended 31 March 2024

Table of Contents

1. Introduction and Scope of Responsibility	2
2. The Purpose of the Annual Governance Statement	2
3. The Governance Framework	2
4. Review of Effectiveness	3
5. Significant Governance Issues	5
Conclusion and Declaration	9

DRAFT

1. Introduction and Scope of Responsibility

Sefton Council is responsible for ensuring that its business is conducted in accordance with the law and proper standards and that public money is safeguarded and properly accounted for. Sefton Council also has a duty under the Local Government Act 1999 to make arrangements to secure continuous improvement in the way in which its functions are exercised, having regard to a combination of economy, efficiency and effectiveness.

It also meets the requirements of the Accounts and Audit (Amendment) Regulations 2022 which requires the Council to publish an Annual Governance Statement (AGS) in accordance with proper practice in relation to internal control.

The Council has reviewed its existing governance arrangements in September 2023 and has subsequently approved a revised local Code of Corporate Governance, which is consistent with the seven principles of Corporate Governance as set out in the CIPFA/SOLACE publication 'Delivering Good Governance in Local Government Framework 2016'.

In discharging this overall responsibility, Sefton Council is responsible for putting in place proper arrangements for the governance of its affairs and facilitating the effective exercise of its functions, which includes arrangements for the management of risk.

2. The Purpose of the Annual Governance Statement

The AGS is a public document that reports on the extent to which the Council complies with its own Code of Corporate Governance, demonstrating the monitoring and evaluation of the effectiveness of governance arrangements. The AGS is a valuable means of communication and reflects the Council's features, challenges and any planned changes in the coming period.

The governance framework comprises the systems, processes, culture and values by which the authority is directed and controlled; and through which it engages with and leads its communities. This framework enables the authority to develop and achieve its strategic objectives and core purpose in delivering the 2030 vision. The Council's governance arrangements are designed to manage risk to a reasonable level within this context. These arrangements cannot eliminate risk but can provide reasonable assurance for the AGS.

- i. The system of internal control is a significant part of that framework and is designed to manage risk to a reasonable level. It cannot remove all risk of failing to achieve the Council's aims and objectives but can provide a reasonable assurance of effectiveness. The system of internal control is based on an on-going process designed to identify and prioritise the risks that could prevent the Council from achieving its aims and objectives;
- ii. assess how likely it is that identified risks will happen and what the potential impact would be if they did, and
- iii. manage the risks effectively.

For the purposes of this statement, the governance framework has been in place at Sefton Council from 1 April 2023 and up to the date of the approval of the annual statement of accounts.

3. The Governance Framework

The seven principles of Corporate Governance laid out in the CIPFA/SOLACE Framework: Delivering Good Governance in Local Government (2016 Edition) and the Council's Code of Corporate Governance are available on the Council's website on the link below:

<https://modgov.sefton.gov.uk/ecCatDisplay.aspx?sch=doc&cat=13370&path=0>

The Council's Code of Corporate Governance was updated and approved by the Audit and Governance Committee on 6 September 2023.

Sefton Council has responsibility for conducting, at least annually, a review of the effectiveness of its governance framework including the system of internal control.

The review of effectiveness is informed by:

- Senior managers who have responsibility for the development and maintenance of the governance environment within their service areas;
- The Chief Internal Auditor's Annual Audit Opinion Statement, which includes a report on the effectiveness of Internal Audit, and
- Feedback, recommendations and comments made by the external auditors and other review agencies and inspectorates.

The outcome from this review is provided in sections 4 and 5 of this report.

4. Review of Effectiveness

Decision Making and Scrutiny

The Council approved the overall policy and budgetary framework for the financial year 2023/24. Cabinet subsequently made decisions at various points throughout the year that were in line with this policy and budget framework. The decisions of the Cabinet have been the subject of scrutiny through the Council's Overview and Scrutiny Committees which met regularly during the year.

Each Overview and Scrutiny Committee had a work programme for the year and reviewed a range of current activities and potential issues as part of that programme.

All decisions made by Committees, Council, Cabinet, Cabinet Member (under their delegated powers) and Chief Officer executive decisions are recorded and published online for transparency. Delegation arrangements for Cabinet Members are reviewed annually by the Chief Legal and Democratic Officer as part of the Constitution review process. The Council publishes a calendar of meetings and deadlines for the submission of agenda items. Agendas and reports are produced promptly and provided to the relevant Members. The Executive Director of Corporate Resources and Customer Services and the Chief Legal and Democratic Officer have been consulted on these reports and any comments have been incorporated into the reports.

Audit and Governance Committee

The Audit and Governance Committee provides independent assurance on the adequacy of the Council's risk, governance and assurance environment. Representation on the Audit and Governance Committee during 2023/24 was based on the political make-up of the Council. The Committee monitors the Corporate Risk Register which includes the mitigating actions that has been taken for the Council to manage the risks to achieving its objectives. Full details of this is available on the Council's website on the link below:

<https://modgov.sefton.gov.uk/mgCommitteeDetails.aspx?ID=141>

The Committee met five times during 2023/24 on 19 July 2023, 6 September 2023, 27 September 2023, 13 December 2023 and 20 March 2024. The Council's Annual Statement of Accounts for 2022/23 were discussed at the Committee's meeting on 27 September 2023. The Committee's Annual Work Programme for 2024/25 has a special meeting scheduled for September 2024 for the consideration of the Council's Annual Statement of Accounts for 2023/24. Meetings have considered reports, from the Monitoring Officer, the Section 151 (S151) Officer, the Chief Internal Auditor and the External Auditor.

Executive Leadership Team

The Council's Executive Leadership Team (ELT) is led by the Chief Executive and includes Executive Directors which includes the S151 Officer. ELT meet fortnightly to consider and provide leadership on all business matters of the Council.

As part of the corporate governance review for 2023/24 members of the ELT, including the Chief Executive, have provided formal assurance in respect of their role and responsibilities, by each of them completing a Governance Assurance Statement (GAS). The GAS is based upon the seven principles of Corporate Governance laid out in the CIPFA/SOLACE Framework: Delivering Good Governance in Local Government (2016 Edition) referred to in Section 3 above.

Strategic Leadership Board

The Strategic Leadership Board (SLB) consists of the Chief Executive, Executive Directors, Assistant Directors and the Council's Monitoring Officer. It provides senior management and leadership in the development, delivery and communication of Council and borough-wide policy and performance. It has a key responsibility for the development and maintenance of the governance environment.

Each Assistant Director is responsible for the governance framework and good governance in their individual Service area and are in turn supported by their managers. As part of the corporate governance review for 2023/24 Assistant Directors were required to provide formal assurance in respect of their service area, by completing a GAS based on the above Framework. The Council's Monitoring Officer, the Chief Legal and Democratic Officer was also required to complete a GAS due to their role and membership of SLB.

External Audit

Grant Thornton are the Council's appointed External Auditor for the audit of the 2023/24 draft statement of accounts. The work of the Council's External Auditor includes an examination of the Council's Annual Accounts and an assessment of the degree to which the Council delivers value for money in the use of its resources. The External Auditor will also reach an opinion on the consistency of the AGS with other information published with the Council's Annual Accounts. The AGS is published in the Council's Annual Accounts.

Internal Audit

The Council takes assurance about the effectiveness of the governance environment from the work of Internal Audit which provides independent and objective assurance across the whole range of Council activities. It is the duty of the Chief Internal Auditor to give an opinion, at least annually, on the adequacy and effectiveness of internal control within the Council.

Based upon the work of Internal Audit during 2023/24, the Chief Internal Auditor provided the Council with an overall opinion of adequate, with the potential for improvement being adequate on the arrangements for gaining assurance through the governance framework and on the controls reviewed as part of the Internal Audit programme.

Internal Audit carried out follow up audit reviews for all high-risk recommendations and a sample of medium and low risk recommendations to ensure that recommendations made had been implemented as agreed by management.

The Public Sector Internal Audit Standards were introduced from April 2013 and updated in April 2017. The service was the subject to a review during 2017/18 which was assessed as being generally compliant with the Public Sector Internal Audit Standards 2017. A self-assessment against the Standards was undertaken by the Chief Internal Auditor during 2023/24 and an Improvement Action Plan subsequently devised. An external inspection is expected to take place during 2024/25.

Risk Management Framework

A comprehensive review of the Corporate Risk Register (CRR) was undertaken during 2023/24 and presented to the Audit and Governance meeting held in December 2023. Several risks were de-escalated to relevant Service Risk Registers and the CRR focuses on the 12 key risks that are most critical to the council.

The Chief Internal Auditor presents regular reports to the Audit and Governance Committee on anti-fraud and corruption activity. The council is developing arrangements to deal with fraud and corruption risks and is committed to maintaining its vigilance to tackle fraud. In the council's day-to-day operations, a framework of internal controls (e.g. authorisation, reconciliations, separation of duties, etc.) manages the risks of fraud or error, and this framework is reviewed by internal audit.

LGA Peer Review

The Council commissioned the Local Government Association (LGA) to conduct a peer review as an independent check on how it is doing in terms of planning for and delivering against our ambitious plans for the future. The peer review took place in October 2023 concluded that whilst there are clear and exciting opportunities for the borough over the coming years, the Council is facing significant and pressing challenges. The review made 10 recommendations for the Council to consider which were accepted by Cabinet and will be revisited in July 2024 to assess the progress made. The implementation of these recommendations, alongside the delivery of the Transformation and Improvement Plan for Children and Young People and the Council's risk management framework will have a big impact on enhancing governance during 2024/25.

Other External Inspections

During the year, a number of external inspections took place within the Council. Appropriate action plans have been developed and processes are in place to track delivery. Notable inspections include:

- Schools' Ofsted Inspections;
- Ofsted Children's Services Monitoring Visit;
- LGA Adult Social Care Preparation for Assurance Peer Challenge.

From the evaluation work undertaken the following sections look at how the Council is held to account for the seven principles of Corporate Governance.

5. Significant Governance Issues

In addition to identifying those areas where the Council meets the principles of Corporate Governance, it is also appropriate to identify areas of improvement that can be undertaken during the next financial year, or where it is considered that there is a significant new or ongoing issue that will require stringent focus due to the potential impact. These are termed as 'Significant Governance Issues' (SGIs) and can be defined as an issue that:

- Seriously prejudices or prevents achievement of a key target;
- Has resulted in a need to seek additional funding to allow it to be resolved, or has resulted in significant diversion of resources from another aspect of the business;
- The External Auditor regards as having a material impact on the accounts/value for money conclusion;
- Audit and Governance Committee advises that it should be considered significant;
- The Chief Internal Auditor identifies and reports on it as significant;
- It has been reported as significant by external bodies - for example Care Quality Commission, Ombudsman, Information Commissioner, Independent Consultants;
- The issue, or its impact, has attracted significant public interest, or has seriously damaged the reputation of the body;
- May make it harder to prevent fraud or other misuse of resources; and
- May put financial stability, security or data integrity at risk.

- The 2023/24 annual governance review has identified the following issues:

	Significant Governance Issue (SGI)	Source	Action to Address the Issue	Timescale	Lead
1	<p>A full OFSTED inspection of Sefton’s Children’s Services was completed in February 2022 and the judgement was graded as ‘inadequate’ across all areas.</p> <p>A refreshed and focussed Transformation and Improvement Plan for Children and Young People was launched during 2023/24 which focusses on five clear priorities.</p> <p>OFSTED completed three monitoring visits to Children’s Services during 2023/24. The most recent visit in February 2024 stated “senior leaders have made steady progress in strengthening a number of areas of practice for care leavers, from a very low starting point. Despite some improvements, the pace of progress in some areas of practice has been too slow.”</p>	GAS Review	<p>Work will continue during 2024/25 to implement the recommendations within the refreshed Improvement Plan.</p> <p>Further OFSTED monitoring visits will take place during 2024/25.</p> <p>The progress made regarding the Implementation Plan and the outcomes of monitoring visits will continue to be reported through the Councils governance structure.</p>	31 March 2025	Chief Executive and Risthardh Hare, Executive Director of Children’s Services

	Significant Governance Issue (SGI)	Source	Action to Address the Issue	Timescale	Lead
2	<p>Sefton Council's High Needs budget continued to face severe cost pressures and was overspent in 2023/24, increasing the accumulated deficit balance on High Needs to over £35m.</p> <p>The budget report presented to Cabinet in April 2024 states that "the increase to the High Needs funding allocation for 2024/25 is well below the 2023/24 expenditure and increases in new demand for Education, Health and Care plans (EHCPs) in 2024/45 will make the overspending situation even more acute in 2024/25".</p> <p>The increasing deficit has had a significant impact on the Council's cash flow position and represents a major risk to the Council's financial sustainability.</p>	GAS Review	<p>Some of the initiatives to help reduce costs and generate future cost efficiencies started to be rolled out during 2023/24, including growing the number of in-house places in special schools and resourced units to meet future demand and hourly rates of SEN Inclusion support have been uplifted to current pay levels to support keeping children with EHCPs in mainstream settings.</p> <p>Work will continue in 2024/25 and over the coming years including investment in the expansion special school places and SEN Resource Unit places attached to mainstream schools.</p> <p>Cabinet and Council will receive quarterly reports from the Executive Director of Children's Social Care and Education and the Assistant Director of Children's Services (Education) with regard to the High Needs budget and the changes that are proposed, details of sufficiency planning, the Council's engagement on the Delivering Better Value Programme and the current high needs deficit and the risk around future central government decision making in respect of this deficit.</p>	31 March 2025	Risthardh Hare, Executive Director of Children's Services and Lynda Poole, Interim Assistant Director Children's Services (Education)

Conclusion and Declaration

The review provides good overall assurance that Council's arrangements continue to be regarded as fit for purpose in accordance with the Governance Framework.

During the next twelve months there will be improvements to address the above matters and further enhance governance arrangements. The effectiveness of measures implemented in 2023/24 will be monitored and reported as part of the next annual review.

Signed on behalf of Sefton Council:

.....

Phil Porter
Chief Executive

.....

Date

.....

Councillor Marion Atkinson
Leader of the Council

.....

Date

12 INDEPENDENT AUDITORS' REPORT TO THE MEMBERS OF SEFTON METROPOLITAN BOROUGH COUNCIL

The Independent Auditor's Report will be included in the final version of the Statement of Accounts following the conclusion of the audit of the accounts.

13 **GLOSSARY**

ACCOUNTABLE BODY

Projects financed from Government / European resources in some instances require grant claims from recognised legal entities, especially when a partnership or voluntary organisation is involved. This accountable body (usually the local authority) is held responsible for the proper completion of grant claims, ensuring that appropriate financial systems are in place and to receive and distribute the grant.

ACCRUALS

The concept that income and expenditure are recognised in the accounts as they are earned or incurred not as money is received or paid.

ACTUARIAL GAINS AND LOSSES

For a defined benefit pension scheme, the changes in actuarial deficits or surpluses that arise because:

- (i) Events have not coincided with the actuarial assumptions made for the last valuation (Asset and Liability Gains and Losses); or
- (ii) The actuarial assumptions have changed.

AMORTISATION

The accounting technique of recognising a cost or item of income in the Income and Expenditure Account over a period of years rather than when the initial payment is made. Its purpose is to charge/credit the cost/income over the accounting periods that gain benefit for the respective item. The technique is supported by relevant accounting policies and practices.

AUTHORITY

Another term used to refer to the Council.

BALANCES

These represent accumulated monies of the Authority. Non-School General Fund balances may be utilised to reduce the amount to be met from Revenue Support Grant, NNDR and local taxpayers. School balances can be used by schools to finance future years' expenditure.

BEST VALUE

The Local Government Act 1999 introduced the principle of Best Value and places a statutory duty on authorities to provide economy, efficiency and effectiveness in the provision of its services.

BUSINESS IMPROVEMENT DISTRICT

Business Improvement Districts are business led partnerships which are created through a ballot process to deliver additional services to local businesses.

Business Improvement Districts cover a defined area in which a levy is charged on all business rate payers in addition to the business rates bill. This levy is used to develop projects which will benefit businesses in the local area.

CAPITAL CHARGES

A charge to service revenue accounts to reflect the cost of fixed assets used in the provision of services.

CAPITAL EXPENDITURE

Capital expenditure is the acquisition of a fixed asset or expenditure which adds to the value of the existing fixed asset (e.g. building of a school). It can be spent either directly by the local authority or indirectly in the form of grants to other persons or bodies.

CAPITAL RECEIPTS

The proceeds from the sale of capital assets which, subject to various limitations, can be used to finance Capital Expenditure or to repay leasing charges or outstanding debt on assets originally financed through loan. A proportion of capital receipts may need to be set aside to meet future liabilities.

CHARTERED INSTITUTE OF PUBLIC FINANCE AND ACCOUNTANCY (CIPFA)

CIPFA is the leading professional accountancy body for public services, which has responsibility for setting accounting standards in Local Government.

CODE OF PRACTICE ON LOCAL AUTHORITY ACCOUNTING IN GREAT BRITAIN (THE CODE)

The Statement of Accounts is produced in accordance with CIPFA's Code of Practice on Local Authority Accounting in Great Britain, which is updated annually. The Code specifies the principles and practices of accounting required to prepare a Statement of Accounts which "presents fairly" the financial position and transactions of a local authority.

COMMUNITY ASSETS

These are assets that the Authority intends to hold indefinitely, have no determinable useful life and may have restrictions on their disposal. Examples include parks and historic buildings.

CONTINGENT ASSET

A contingent asset is a possible asset arising from past events whose existence will be confirmed only by the occurrence of one or more uncertain future events not wholly within the local authority's control.

CONTINGENT LIABILITY

A condition that exists at the balance sheet date, where the outcome will be confirmed only on the occurrence or non-occurrence of one or more uncertain future events. Where a material loss can be estimated with reasonable accuracy a contingent liability is accrued in the financial statements. If, however, a loss cannot be accurately estimated or the event is not considered sufficiently certain, it will be disclosed in a note to the balance sheet.

COVID-19

COVID-19 is an infectious disease caused by a newly discovered coronavirus.

COUNCIL TAX

A property based tax levied on all domestic properties in the Borough. The banding (and resultant sums due) is based on independent assessed property values. The Council sets levels of Council Tax on an annual basis under relevant statutory provisions.

CREDITORS

Amounts owed by the Authority for goods and services provided for which payment has not been made by the end of the financial year.

CURRENT SERVICE COSTS (PENSIONS)

The increase in the present value of a defined benefit scheme's liabilities expected to arise from employee service in the current year.

CURTAILMENT

For a defined benefit scheme, an event that reduces the expected years of future service of present employees or reduces for a number of employees the accrual of defined benefits for some or all of their future service. Curtailments include:

- (i) Termination of employees services earlier than expected, for example as a result of closing or discontinuing a segment of a business; and
- (ii) Termination of, or amendment to the terms of, a defined benefit scheme so that some or all of future service by current employees will no longer qualify for benefits or will qualify only for reduced benefits.

DEBTORS

Sums of money due to the Authority but not received by the end of the financial year.

DEFERRED CAPITAL RECEIPTS

Deferred Capital Receipts are derived from the sale of Assets receivable over an agreed period of time, principally mortgages relating to the sale of Council houses.

DEFERRED CREDITS

These represent capital income to be received in the future, when disposals have taken place, and deferred payments have been agreed e.g. the principal outstanding from the sale of Council houses.

DEFINED BENEFIT SCHEME

A pension or other retirement benefit scheme other than a defined contribution scheme. Usually, the scheme rules define the benefits independently of the contributions payable, and the benefits are not directly related to the investments of the scheme. The scheme may be funded or unfunded (including notionally funded).

DEFINED CONTRIBUTION SCHEME

A pension or other retirement benefit scheme into which an employer pays regular contributions fixed as an amount or as a percentage of pay and will have no legal or constructive obligation to pay further contributions if the scheme does not have sufficient assets to pay all employee benefits relating to employee service in the current or prior periods.

DEPRECIATED REPLACEMENT COST (DRC)

A method of valuation that provides a recognised proxy for the market value of specialised properties.

DEPRECIATION

The measure of the wearing out, consumption, or other reduction in the useful life of a fixed asset, whether arising from use, effluxion of time or obsolescence through technological or other changes.

DISCRETIONARY BENEFITS

Retirement benefits that the employer has no legal, contractual or constructive obligation to award and which are awarded under the Authority's discretionary powers.

EARMARKED RESERVES

Earmarked reserves are created by setting resources aside for future events or to equalise expenditure between years. Earmarked reserves do not affect service expenditure in the year of creation.

EMOLUMENTS

Amounts paid to or receivable by an employee including expenses allowances chargeable to tax, and the estimated money value of any other benefits received by an employee other than in cash.

EVENTS AFTER THE BALANCE SHEET DATE

Events after the Balance Sheet date are those events, favourable or unfavourable, that occur between the Balance Sheet date and the date when the Statement of Accounts is authorised for issue.

EXISTING USE VALUE

The estimated amount for which a property should exchange on the date of valuation between a willing buyer and a willing seller in an arms-length transaction after proper marketing wherein the parties had each acted knowledgeably, prudently and without compulsion assuming that the buyer is granted vacant possession of all parts of the property and disregarding potential alternative uses and any other characteristics that would cause its market value to differ from that needed to replace the remaining service potential at least cost.

EXPECTED RATE OF RETURN (ON PENSIONS ASSETS)

For a funded defined benefit scheme, the average rate of return, including both income and changes in fair value but net of scheme expenses, expected over the remaining life of the related obligation on the actual assets held by the scheme.

FAIR VALUE

The fair value of an asset is the price at which it could be exchanged in an arm's length transaction, less, where applicable, any grants receivable towards the purchase or use of the asset.

FAIR FUNDING

Under Section 48 of the School Standards Framework Act 1998, Local Education Authorities (LEAs) are required to have schemes dealing with the financing of schools. These govern the financial relationship between maintained schools and LEAs from the inception of the new funding framework on 1 April 1999

FINANCE LEASE

A lease that transfers substantially all the risks and rewards of ownership of a fixed asset to the lessee.

FIXED ASSETS

Assets that yield benefits to the Local Authority and the services it provides for a period of more than one year.

GENERAL FUND

This is the account where costs are charged for the year of the major functions for which the Authority is responsible (excluding the Collection Fund). Income to the Fund includes charges made by the Authority, specific Government and other grants and receipts from the Collection Fund.

HERITAGE ASSETS

Heritage assets are assets that are held by the Authority principally for their contribution to knowledge or culture.

IMPAIRMENT

A reduction in the value of a fixed asset below its carrying amount on the balance sheet.

INFRASTRUCTURE ASSETS

These include facilities to enable other developments to take place, including roads, street lighting and coastal defence works.

INTANGIBLE FIXED ASSET

“Non-financial” fixed assets that do not have physical substance but are identifiable and are controlled by the Authority through custody or legal rights. Purchased intangibles (e.g. software licences) are capitalised at cost, whilst internally developed intangibles are only capitalised where there is a readily ascertainable market value for them.

INTEREST COST (PENSIONS)

For a defined benefit scheme, the expected increase during the period in the present value of the scheme liabilities because the benefits are one period closer to settlement.

INTERNATIONAL FINANCIAL REPORTING STANDARDS (IFRS)

Defined Accounting Standards that must be applied by all reporting entities to all financial statements in order to provide a true and fair view of the entity’s financial position, and a standardised method of comparison with financial statements of the other entities.

INVENTORIES

Amounts of unused or unconsumed stocks held in expectation of future use. Inventories are comprised of the following categories:

- Goods or other assets purchased for resale
- Consumable stores
- Raw materials and components
- Products and services in intermediate stages of completion
- Finished goods

LIQUID RESOURCES

Current asset investments that are readily disposable by the authority without disrupting its business and are either readily convertible to known amounts of cash at or close to the carrying amount or traded in an active market.

LOCAL MANAGEMENT OF SCHOOLS (FAIR FUNDING)

The Authority is required to delegate responsibility for the management of a large proportion of its Nursery, Primary, Secondary and Special School budgets to schools. Individual schools are allocated a share of the budget through a formula mechanism, which distributes funds primarily on the basis of age weighted pupil numbers.

LONG-TERM CONTRACTS

A contract entered into for the design, manufacture or construction of a single substantial asset or the provision of a service (or a combination of assets or services which together constitute a single project), where the time taken substantially to complete the contract is such that the contract activity falls into different accounting periods. Some contracts with a shorter duration than one year should be accounted for as long-term contracts if they are sufficiently material to the activity of the period.

MARKET VALUE

The estimated amount for which a property should exchange on the date of valuation between a willing buyer and a willing seller in an arms-length transaction after proper marketing wherein the parties had each acted knowledgeably, prudently and without compulsion.

NATIONAL NON-DOMESTIC RATES (NNDR)

These are often referred to as Business Rates, and are a levy on business properties based on a national rate in the pound applied to the ‘rateable value’ of the property. The Government determines that national rate poundage. Local Authorities collect the sums due, but the proceeds are split, with 1% paid to the Merseyside Fire and Rescue Authority and 99% retained by the Council.

NET BOOK VALUE

The amount at which fixed assets are included in the balance sheet, i.e. their historical cost or current value less the cumulative amount provided for depreciation.

NET CURRENT REPLACEMENT COST

The cost of replacing or recreating the particular asset in its existing condition and in its existing use, i.e. the cost of its replacement or of the nearest equivalent asset, adjusted to reflect the current condition of the existing asset.

NET REALISEABLE VALUE

The open market value of the asset in its existing use (or open market value in the case of non-operational assets), less the expenses to be incurred in realising the asset.

NON-OPERATIONAL ASSETS

These are assets, which are held by the authority but not directly occupied, used or consumed in the delivery of services. Examples include assets that are surplus to requirements, pending sale or redevelopment.

OPERATING LEASES

In an operating lease, the ownership of the asset remains with the leasing company and the annual rent is charged to the annual service account. Expenditure financed by operating leases does not count against capital allocations.

OPERATIONAL ASSETS

These are assets that are held and occupied, used or consumed in the direct delivery of services for which the Authority is responsible.

PAST SERVICE COST / GAIN

For a defined benefit scheme, the increase or reduction in the present value of the scheme liabilities related to employees service in prior periods arising in the current period as a result of the revision of scheme benefits.

POOLED BUDGET

Arrangement permissible under the Health Act 1999 and National Health Service Act 2006 that provides an opportunity for partners to bring money together, in a discrete fund, to pay for the services that are an agreed part of the pooled fund arrangement for the client group who are to benefit from one or all of the services. Instead of users being inconvenienced by disputes about Health and Local Authority responsibilities, organisations will agree at the outset the range of Health and Local Government services to be purchased and provided from a pooled fund.

PRECEPT

This is a charge issued by the Merseyside Police and Crime Commissioner, Merseyside Fire and Rescue Authority (and Parish Councils where appropriate), which is collected by the Council on their behalf by adding the precept to its own Council Tax.

PRIOR YEAR ADJUSTMENTS

Those material adjustments applicable to prior years arising from changes in accounting policies and from the correction of fundamental errors. They do not include normal recurring corrections and adjustments of accounting estimates made in prior years.

PROVISIONS

Provisions represent sums set aside for liabilities or losses, which are certain to arise but, owing to their inherent nature, cannot be quantified with any certainty.

PUBLIC WORKS LOANS BOARD (PWLB)

An arm of Central Government which is the major provider of loans to finance long term funding requirements for Local Authorities.

RELATED PARTY TRANSACTION

A related party transaction is the transfer of assets or liabilities or the performance of services by, to or for a related party irrespective of whether a charge is made. Related party transactions include the provision of services to a related party.

The materiality of related party transactions should be judged not only in terms of their significance to the authority, but also in relation to its related party.

REMUNERATION

All sums paid to or receivable by an employee and sums due by way of expenses allowances (as far as those sums are chargeable to UK income tax) and the money value of any other benefits received other than in cash. Pension contributions payable by the employer are excluded.

RESERVES

A reserve is an amount, which has been set aside for a specific purpose in one financial year and carried forward to meet expenditure in future years. Reserves include earmarked reserves set aside for specific policy purposes and balances that represent resources set aside for purposes such as general contingencies and cash flow management.

RETIREMENT BENEFITS

All forms of consideration given by an employer in exchange for services rendered by employees that are payable after the completion of employment. Retirement benefits do not include termination benefits payable as a result of either: -

- i. An employer's decision to terminate an employee's employment before the normal retirement date, or
- ii. An employee's decision to accept voluntary redundancy in exchange for those benefits, because these are not given in exchange for services rendered by employees.

REVENUE SUPPORT GRANT

This is a Government grant in aid of Local Authority services generally. It is based on the Government's assessment of how much an authority needs to spend in order to provide a standard level of service.

REVENUE EXPENDITURE

This is money spent on the day-to-day running costs of providing services (e.g. salary costs). It is usually of a constantly recurring nature and produces no permanent asset.

SCHEME LIABILITIES

The liabilities of a defined benefit scheme for outgoings due after the valuation date. Scheme liabilities measured using the projected unit method reflect the benefits that the employer is committed to provide for service up to the valuation date.

SECTION 52 / 106 AGREEMENTS

The Council is able to restrict or regulate the development or use of land by requiring that a developer deposit funds with the Authority when granting planning permission. The funds are either used directly by the Authority to undertake work, such as providing access from the existing highway to a new development, or held as a deposit which is refundable to the developer when the conditions attached to the planning permission, such as landscaping work, are complied with. The statutory basis for such agreements is currently contained within Section 106 of the 1990 Town and Country Planning Act and previously, within Section 52 of the 1971 Town and Country Planning Act.

SET ASIDE CAPITAL RECEIPTS

These are receipts that have to be reserved under the Local Government and Housing Act 1989 and can only be used to repay external debt or in substitution for new external borrowing.

SETTLEMENT

An irrevocable action that relieves the employer of the primary responsibility for a pension obligation and eliminates significant risks relating to the obligation and the assets used to effect the settlement. Settlement includes the transfer of scheme assets and liabilities relating to a group of employees leaving the Authority's scheme.

SPECIFIC GOVERNMENT GRANTS

These are designed to aid particular services or reimburse the costs of payments made to claimants. Examples of specific grants include Dedicated Schools Grant, Standards Fund and Housing and Council Tax Benefit Subsidy. Assistance may also be given in aid of specific capital expenditure, e.g. Housing Market Renewal Grant and Stronger Safer Communities Fund.

STATUTORY PROVISION FOR THE FINANCING OF CAPITAL INVESTMENT

This is the amount required to be set aside from revenue for the repayment of external loans. It is calculated in accordance with the Local Authorities (Capital Finance and Accounting) (England) (Amendment) Regulations 2008 [SI 2008/414], in conjunction with the MHCLG guidance on the minimum revenue provision (published in February 2018).

TREASURY MANAGEMENT

This is the process by which the Authority controls its cash flow and its borrowing and lending activities.

TRUST FUNDS

These are funds administered by the Council on behalf of charitable organisations and/or specific organisations.

USABLE CAPITAL RECEIPTS

These are receipts which, after allowing for the proportion to be set aside, may be used to finance capital expenditure.

USEFUL LIFE

The period over which the Local Authority will derive benefits from the use of a fixed asset.

14 ABBREVIATIONS

AGS	Annual Governance Statement
ASHE	Annual Survey of Hours and Earnings
BID	Business Improvement District
CCG	Clinical Commissioning Group
CCLA	Church and Charities Local Authority
CERMS	Continuous Emission Rate Monitoring System
CFR	Capital Financing Requirement
CIES	Comprehensive Income and Expenditure Statement
CIPFA	Chartered Institute of Public Finance and Accountancy
CPI	Consumer Price Index
CVS	Council for Voluntary Service
DfE	Department for Education
DRC	Depreciated Replacement Cost
DSG	Dedicated Schools Grant
EFA	Expenditure and Funding Analysis
HRA	Housing Revenue Account
IAS	International Accounting Standards
ICT	Information and Communication Technology
IBCF	Improved Better Care Fund
IFRS	International Financial Reporting Standard
LGA	Local Government Association
IMD	Index of Multiple Deprivation
LCHT	Liverpool Community Health Trust
LCR	Liverpool City Region
LEA	Local Education Authority
LGPS	Local Government Pension Scheme
LSOA	Lower Super Output Area
MBC	Metropolitan Borough Council
MHCLG	Ministry of Housing, Communities and Local Government
MMI	Municipal Mutual Insurance Limited
MPF	Merseyside Pension Fund

MRF	Merseyside Local Resilience Forum
MRICS	Member of the Royal Institution of Chartered Surveyors
NHS	National Health Service
NNDR	National Non-Domestic Rates
PFI	Private Finance Initiative
PP&E	Property, Plant and Equipment
PWLB	Public Works and Loans Board
REFCUS	Revenue Expenditure Funded from Capital Under Statute
SCG	Strategic Coordination Group
SCIG	Strategic Capital Investment Group
SOLACE	Society of Local Authority Chief Executives
TPS	Teachers' Pension Scheme
UK	United Kingdom
VAT	Value Added Tax
VOA	Valuation Office Agency

15 **USEFUL ADDRESSES**

Additional financial information on Sefton MBC and related organisations is usually available at libraries throughout the Borough and on our website (www.sefton.gov.uk). Further copies are also available upon request to the following addresses.

Sefton Council

Executive Director of Corporate Resources and Customer Services,
Magdalen House
30 Trinity Road
Bootle
L20 3NJ

Sefton New Directions

Sefton New Directions Limited Annual Financial Statements can be obtained from:

Sefton New Directions Limited Head Office,
Third Floor,
Burlington House,
Crosby Road North,
Waterloo,
Liverpool
Merseyside,
United Kingdom
L22 0PJ

Pension Fund Information

The Merseyside Pension Fund's Annual Report can be obtained from:

The Pension Manager
Merseyside Pension Fund,
PO Box 120,
7th Floor,
Castle Chambers,
43 Castle Street,
Liverpool
L69 2NW

CONTACT US

If you have any questions or comments on the Statement of Accounts, please write to the Executive Director of Corporate Resources and Customer Services at the above address. We would particularly like to hear from you if you have any suggestions on how the accounts could be improved.

